

Pocket guide 2025

Products and systems



This document is dedicated to those looking for specialized advanced heating, air conditioning, air renewal and air purification solutions.

Solutions able to increase the comfort level in the places where we live, work and spend our free time.

Complete year round systems, focused on substantial energy savings and less dependency on the fossil fuels used by traditional HVAC solutions, such as natural gas or oil.

**A COMFORTABLE WORLD
IS A FREE WORLD**

This document is printed every year and presents all Clivet's products with the aim of providing a basis for decisions and evaluations. For each product there is also the qr code of the product sheet.

More detailed information, updated regularly, is available in the "SYSTEMS AND PRODUCTS" area at www.clivet.com and on Clivet Apps, where they can be downloaded free of charge.

To keep up to date with Clivet news, follow us on our social networks:





APPLIED

HOME

VRF

SPLIT

DIGITAL
SOLUTIONS

NATURAL COMFORT

REASONS TO BELIEVE IN A MORE COMFORTABLE FUTURE, THANKS TO CLIVET.

Over 35 years of expertise in heat pumps.

Clivet has been leading the way in heat pump innovation since 1989. We were among the first to recognise the technology's potential for efficient and sustainable comfort – and our dedication to innovation hasn't wavered since.

Purpose-built solutions.

Clivet engineer its solutions from the ground up to offer specialised systems designed for a diverse range of applications and environments. Boasting the widest range of heat-pump solutions, our flexible, adaptable approach ensures a perfect fit for your specific requirements.

Crafted in Europe.

As a European company from the start, we understand the unique needs and demands of this market. Our heat pump solutions are designed with your comfort in mind, considering everything from climate variations to specific building requirements.

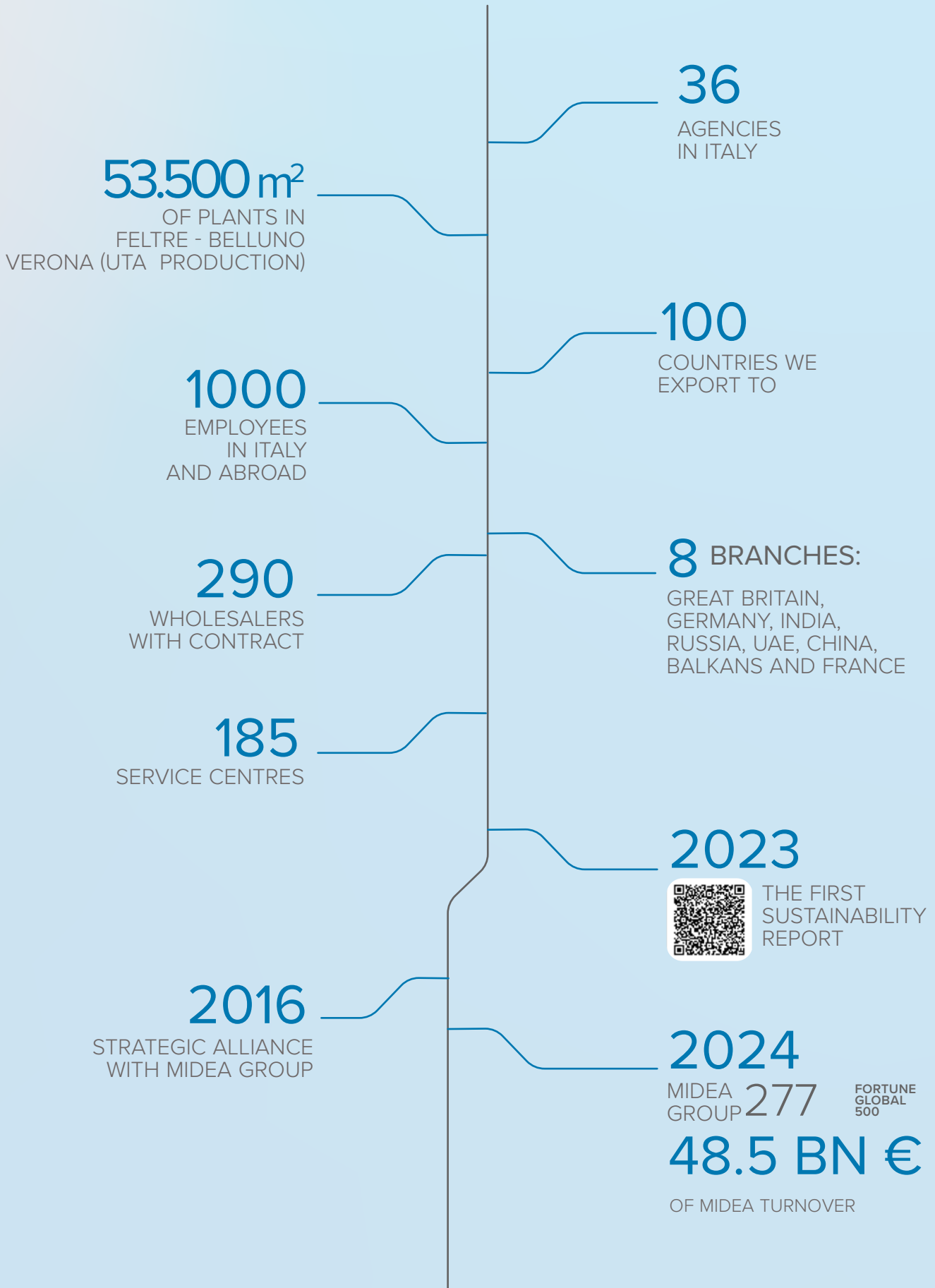
A simplified product experience.

Clivet systems streamline every step, from simplified design and installation to effortless operation and control. Engineered for efficiency from the ground up, Clivet delivers unparalleled ease of use, lower operating costs, and a lasting commitment to sustainability.



COMFORT FOR THE
PLANET & PEOPLE

OUR NUMBERS



HYDRONIC System

THUNDER WiSAN-P

Reversible heat pump



- ✓ Full inverter technology with scroll compressors
- ✓ High-temperature solution with modular approach
- ✓ Natural and environmentally friendly refrigerant R290 - GWP = 3
- ✓ High full load and seasonal efficiency with compact dimensions
- ✓ Hot water up to 75°C and wide operating range from -20°C to +42°C
- ✓ Three acoustic levels: standard, silenced and super-silenced
- ✓ Modular design for up to 16 units in parallel (reduced installation space, enhanced system efficiency)

Size	WiSAN-P	14.1	16.1	18.1	19.1	20.1	25.2	30.2
Cooling capacity (EN 14511:2022)	kW	34,9	38,5	49,9	54,0	58,2	67,8	72,7
Heating capacity (EN 14511:2022)	kW	39,9	45,2	55,1	61,5	68,5	78,6	85,9

SHEEN EVO 2.0 WiSAN-YSE1

Reversible heat pump



- ✓ Full inverter technology with scroll or rotary compressors
- ✓ High temperature solution for harsh climates
- ✓ Refrigerant R32 - GWP = 675
- ✓ Excellence version with very high seasonal efficiency, Premium version with high seasonal efficiency, with extremely compact dimensions
- ✓ Hot water up to 60°C, chilled water down to 0°C, operation at -20°C
- ✓ Two acoustic levels: standard and super-silenced
- ✓ Compatible with Control4 NRG, photovoltaic system, solar thermal system and Smart Grid
- ✓ Available in the Hybrid version in combination with a condensing boiler for instant DHW production

Size	WiSAN-YSE1	10.1	12.1	14.1	16.2	18.2	22.2	30.2	35.2	43.2	45.2		
SC-EXC Cooling capacity (EN 14511:2022)	kW	24,1	26,6	30,3	43,8	49,7	56,8	70,1	80,2	94,6	107		
SC-EXC Heating capacity (EN 14511:2022)	kW	24,3	28,8	34,2	50,5	54,7	63,4	74,9	85,2	98,2	107		
Size	WiSAN-YSE1	10.1	12.1	14.1	16.2	18.2	22.2	30.2	35.2	40.2	45.2	50.2	55.2
SC-PRM Cooling capacity (EN 14511:2022)	kW	25,2	27,6	32,2	45,7	52,1	60,7	74,3	86,2	94,2	111	121	128
SC-PRM Heating capacity (EN 14511:2022)	kW	27,0	29,8	35,7	52,5	57,9	66,6	78,5	91,2	102	117	129	138

ELFOENERGY SHEEN EVO WSAT-YSi

Liquid chiller



- ✓ Full inverter technology with scroll or rotary compressors
- ✓ First investment driven and refurbishment applications
- ✓ Refrigerant R32 - GWP = 675
- ✓ High seasonal efficiency
- ✓ Low water temperature down to -8°C
- ✓ Three acoustic configurations: standard, silenced and super-silenced
- ✓ Modular operation management, up to 16 units in cascade

Size	WSAT-YSi	16.2	20.2	24.2	30.2	35.2	40.2	45.2	50.2	55.2
Cooling capacity (EN 14511:2022)	kW	43,0	54,0	64,9	76,0	86,8	97,7	110	120	130

LARGE EVO

WiSAT-YEE1 WiSAN-YEE1

Liquid chiller



- ✓ Full inverter technology with scroll or rotary compressors
- ✓ High temperature solution for harsh climates
- ✓ Refrigerant R32 - GWP = 675
- ✓ High seasonal efficiency with extremely compact dimensions
- ✓ Hot water up to 60°C, chilled water down to -8°C, operation at -20°C
- ✓ Three acoustic configurations: standard, silenced and super-silenced
- ✓ Modular operation management, up to 8 units in cascade
- ✓ Integrated hydronic assembly, system tank and partial heat recovery

Size		WiSAT-YEE1	45.4	50.4	55.4	60.4	65.4	70.4	75.4	80.4	85.4	90.4
SC-EXC	Cooling capacity (EN 14511:2022)	kW	110	118	133	142	156	169	183	196	209	226
Size		WiSAT-YEE1	45.4	50.4	55.4	60.4	65.4	70.4	75.4	80.4	85.4	90.4
SC-PRM	Cooling capacity (EN 14511:2022)	kW	125	135	143	155	174	192	211	226	241	252
Size		WiSAN-YEE1	45.4	50.4	55.4	60.4	65.4	70.4	75.4	80.4	85.4	
	Cooling capacity (EN 14511:2022)	kW	115	127	139	152	164	176	196	215	233	
	Heating capacity (EN 14511:2022)	kW	118	130	150	170	190	210	230	250	268	

LARGE EVO PL

WiSAN-YEE1 PL

Polyvalent reversible heat pump



- ✓ Full inverter technology with scroll or rotary compressors
- ✓ Polyvalent technology configurable for 4-pipe
- ✓ Refrigerant R32 - GWP = 675
- ✓ Hot water up to 60°C, chilled water down to -8°C, operation at -20°C
- ✓ Double independent circuits for high reliability
- ✓ Three sound levels: standard, silent and super-silent
- ✓ Modular operation management, up to 7 units in cascade
- ✓ Integrated hot side and cold side hydronic assemblies

Size		WiSAN-YEE1 PL	20.2	25.2	30.2	35.2	40.2	45.2	50.2	55.4	60.4	65.4	70.4	75.4	80.4	85.4
	Cooling capacity (EN 14511:2022)	kW	51,7	61,6	71,1	81,5	91,4	111	124	136	149	162	181	200	219	238
	Heating capacity (EN 14511:2022)	kW	64,5	72,8	80,5	92,3	104	120	137	154	173	192	211	231	253	280

LARGE EVO FC

WiSAT-YEE1 FC

Liquid chiller with FREE-COOLING



- ✓ Full inverter technology with scroll or rotary compressors
- ✓ Solution for cold climates, versatile applications with modular concept
- ✓ Refrigerant R32 - GWP = 675
- ✓ Operation down to -25°C outdoor air temperature, low water temperature down to -8°C
- ✓ Direct Free cooling active at air temperatures above 0°C
- ✓ Two acoustic levels: standard and super-silenced
- ✓ Modular operation management, up to 8 units in cascade
- ✓ Integrated hydronic assembly and system tank

Size		WiSAT-YEE1 FC	45.4	50.4	55.4	60.4	65.4	70.4	75.4	80.4	85.4	90.4
	Cooling capacity	kW	112	124	139	151	165	183	198	210	227	244

HYDRONIC System

ELFOENERGY STORM EVO

WSAT-YES WSAN-YES

Liquid chiller



- ✓ Full inverter technology with scroll or rotary compressors
- ✓ Application versatility with modular concept
- ✓ Refrigerant R32 - GWP = 675
- ✓ High full load and seasonal efficiency with compact dimensions
- ✓ Domestic hot water up to 55°C, low water temperature down to -8°C
- ✓ Three acoustic levels: standard, silenced and super-silenced
- ✓ Modular operation management, up to 16 units in cascade
- ✓ Available in hybrid version in combination with boiler

Size	WSAT-YES	18.2	20.2	25.2	30.2	35.2
Cooling capacity (EN 14511:2022)	kW	53,1	59,2	72,2	77,5	85,1
Size	WSAN-YES	18.2	20.2	25.2	30.2	35.2
Cooling capacity (EN 14511:2022)	kW	53,3	58,9	72,0	77,7	85,0
Heating capacity (EN 14511:2022)	kW	53,0	66,0	79,3	84,7	91,0

ELFOENERGY STORM EVO FC

WSAT-YES FC

Liquid chiller with FREE-COOLING



- ✓ Full inverter technology with scroll or rotary compressors
- ✓ Solution for cold climates, versatile applications with modular concept
- ✓ Refrigerant R32 - GWP = 675
- ✓ High full load and seasonal efficiency with compact dimensions
- ✓ Operation down to -25°C outdoor air temperature, low water temperature down to 5°C
- ✓ Direct Free cooling active at air temperatures above 0°C
- ✓ Modular design to connect up to 16 units in parallel, compatible with chiller version
- ✓ Integrated hydronic assembly and system tank

Size	WSAT-YES FC	18.2	20.2	25.2	30.2	35.2
Cooling capacity	kW	57,4	63,9	75,9	81,5	89,7

ELFOENERGY MAGNUM HW

WSAN-XEM HW

Reversible heat pump



- ✓ Double independent circuits for high reliability with scroll compressors
- ✓ High water temperature solution for residential centralized systems
- ✓ Refrigerant R410A - GWP = 2088
- ✓ High full load and seasonal efficiency
- ✓ Domestic hot water up to 65°C
- ✓ Operation down to -20°C of outdoor air temperature with hot water at 55°C
- ✓ Partial energy recovery and user side DHW switching valve
- ✓ Integrated hydronic assembly and system tank

Size	WSAN-XEM HW	35.4	40.4	45.4	50.4	55.4	60.4
Cooling capacity (EN 14511:2022)	kW	86,0	98,6	110	118	131	150
Heating capacity (EN 14511:2022)	kW	109	123	133	143	165	184

SPINCHILLER⁴

WSAT-YSC4 WSA-N-YSC4

Liquid chiller



- ✓ Scroll compressors, EC axial fans and two independent circuits for high reliability
- ✓ High full load and seasonal efficiency (Excellence version), high seasonal efficiency and compact dimensions (Premium version)
- ✓ Refrigerant R32 - GWP = 675
- ✓ Domestic hot water up to 55°C, low water temperature down to -12°C
- ✓ Plate heat exchanger or shell & tube exchanger
- ✓ Three acoustic configurations
- ✓ Modular operation management, up to 8 units in cascade
- ✓ Integrated hydronic assembly, system tank, partial heat recovery and total heat recovery (only for chiller)

Size		WSAT-YSC4	80.3	100.4	115.4	130.4	155.5	170.5	185.5	210.6	225.6	240.6		
ST/SC-EXC	Cooling capacity (EN 14511:2022)	kW	222	267	314	364	423	472	520	573	624	675		
Size		WSAT-YSC4	90.3	110.4	130.4	145.4	170.5	185.5	210.6	225.6	240.6			
ST/SC-PRM	Cooling capacity (EN 14511:2022)	kW	232	291	333	384	443	483	537	590	644			
Size		WSAN-YSC4	80.3	90.4	100.4	110.4	120.4	130.4	145.4	160.4	185.5	210.6	225.6	240.6
SC-EXC	Cooling capacity (EN 14511:2022)	kW	215	240	265	290	320	355	390	430	500	555	610	655
SC-EXC	Heating capacity (EN 14511:2022)	kW	225	255	280	310	335	375	415	455	530	585	640	685
Size		WSAN-YSC4	90.3	100.3	110.4	120.4	130.4	145.4	160.4	185.5	210.6	225.6	240.6	
SC-PRM	Cooling capacity (EN 14511:2022)	kW	235	255	275	300	335	370	405	480	530	585	630	
SC-PRM	Heating capacity (EN 14511:2022)	kW	240	265	285	315	350	385	420	500	555	610	655	

SPINCHILLER⁴ PL

WSAN-YSC4 PL

Polyvalent reversible heat pump




- ✓ Scroll compressors, EC axial fans and two independent circuits for high reliability
- ✓ Polyvalent technology configurable for 4-pipe
- ✓ Refrigerant R32 - GWP = 675
- ✓ Domestic hot water up to 55°C
- ✓ Plate exchanger
- ✓ Two acoustic configurations: standard and super-silenced
- ✓ Modular operation management, up to 7 units in cascade
- ✓ Integrated hot side and cold side hydronic assemblies

Size		WSAN-YSC4 PL	90.4	100.4	110.4	120.4	130.4	145.4	160.4	175.4	215.6	230.6	250.6	265.6
SC-EXC	Cooling capacity (EN 14511:2022)	kW	225	250	276	307	336	366	409	449	532	573	627	664
SC-EXC	Heating capacity (EN 14511:2022)	kW	231	258	285	317	349	376	419	463	554	599	648	694

SPINCHILLER⁴

WSAN-YSC4

Reversible heat pump



- ✓ Four independent circuits for high reliability with scroll compressors and EC Axial fans
- ✓ High full load and seasonal efficiency (Excellence version), high seasonal efficiency and compact dimensions (Premium version)
- ✓ Refrigerant R32 - GWP = 675
- ✓ Domestic hot water up to 55°C
- ✓ Plate heat exchanger or shell & tube exchanger
- ✓ Two acoustic configurations
- ✓ Modular operation management, up to 4 units in cascade
- ✓ Integrated hydronic assembly, system tank and partial heat recovery

Size		WSAN-YSC4	260.8	290.8	320.8	345.9	370.10	420.12	450.12	
SC-EXC	Cooling capacity (EN 14511:2022)	kW	710	780	860	930	1000	1111	1211	
SC-EXC	Heating capacity (EN 14511:2022)	kW	750	830	910	985	1060	1169	1269	
Size		WSAN-YSC4	260.8	290.8	315.9	345.9	370.10	420.12	450.12	480.12
SC-PRM	Cooling capacity (EN 14511:2022)	kW	670	740	815	885	960	1060	1171	1260
SC-PRM	Heating capacity (EN 14511:2022)	kW	700	770	850	920	1000	1109	1219	1309

HYDRONIC System

SPINCHILLER⁴

WSAT-YSC4

Liquid chiller



- ✓ Scroll compressors, microchannel coils and two independent circuits for high reliability
- ✓ Excellence version with very high seasonal efficiency, Premium version with high seasonal efficiency, with extremely compact dimensions
- ✓ Refrigerant R32 - GWP = 675
- ✓ Operation down to +50°C outdoor air temperature, low water temperature down to -8°C
- ✓ Plate heat exchanger or shell & tube exchanger
- ✓ Three acoustic configurations
- ✓ Modular operation management, up to 8 units in cascade
- ✓ Integrated hydronic assembly, system tank and partial heat recovery

Size		WSAT-YSC4	265.6	290.7	310.7	350.8
ST/SC-EXC/PRM	Cooling capacity (EN 14511:2022)	kW	720	780	814	939

SPINCHILLER³ FC

WSAT-XSC3 FC

Liquid chiller with FREE-COOLING



- ✓ Double independent circuits for high reliability with scroll compressors
- ✓ Solution for cold climates and industrial application
- ✓ Refrigerant R410A - GWP = 2088
- ✓ Operation down to -39°C outdoor air temperature, low water temperature down to -8°C
- ✓ Direct Free-cooling and No-glycol Free-cooling
- ✓ Two acoustic configurations
- ✓ Modular operation management, up to 8 units in cascade
- ✓ Integrated hydronic assembly and partial recovery

Size		WSAT-XSC3 FC	90.4	100.4	110.4	120.4	140.4	160.4
SC-EXC	Cooling capacity	kW	299	325	361	397	452	509

SCREWLINE4-i MF

WDAN-iK4 MF

Polyvalent reversible heat pump



- ✓ Screw compressors with inverter technology and EC Axialfans type
- ✓ Polyvalent technology configurable for 4-pipe
- ✓ Double independent circuits for high reliability
- ✓ Refrigerant R513A - GWP = 631
- ✓ High full load and seasonal efficiency (Excellence version) for all 3 acoustic versions
- ✓ Domestic hot water up to 60°C, low water temperature down to -8°C
- ✓ Modular operation management, up to 7 units in cascade
- ✓ Integrated hot side and cold side hydronic assemblies

Size		WDAN-iK4 MF	220.2	240.2	260.2	280.2	320.2	340.2	420.2
SC-EXC	Cooling capacity (EN 14511:2022)	kW	522	544	574	633	721	792	989
SC-EXC	Heating capacity (EN 14511:2022)	kW	504	509	538	632	697	777	908

SCREWLINE4-i

WDAT-iZ4

Liquid chiller



- ✓ Screw compressors with inverter technology, Microchannel coils and EC Axial fans type
- ✓ Quite zero environmental impact solution, with one or two independent circuits for high reliability
- ✓ Refrigerant R1234ze - GWP = 7
- ✓ High full load and seasonal efficiency (Excellence version)
- ✓ Operation down to 50°C outdoor air temperature, low water temperature down to -2°C
- ✓ Three acoustic configurations
- ✓ Modular operation management, up to 7 units in cascade
- ✓ Integrated hydronic assembly and partial recovery

Size	WDAT-iZ4	120.1	160.1	200.1	240.1	290.1	250.2	280.2	320.2	360.2	400.2	440.2	480.2	540.2	580.2
ST/SC-EXC Cooling capacity (EN 14511:2022)	kW	204	256	360	420	510	423	483	539	630	710	789	880	965	1055

SCREWLINE4-i

WDAT-iK4

Liquid chiller



- ✓ Screw compressors with inverter technology, Microchannel coils and EC Axial fans type
- ✓ Low environmental impact solution, with one or two independent circuits for high reliability
- ✓ Refrigerant R513A - GWP = 631
- ✓ High full load and seasonal efficiency (Excellence version), high seasonal efficiency and compact dimensions (Premium version)
- ✓ Operation down to 50°C outdoor air temperature, low water temperature down to -8°C
- ✓ Three acoustic configurations
- ✓ Modular operation management, up to 7 units in cascade
- ✓ Integrated hydronic assembly and partial recovery

Size	WDAT-iK4	120.1	160.1	200.1	240.1	250.2	280.2	320.2	340.2	360.2	400.2	440.2	480.2	540.2	580.2
ST/SC-EXC Cooling capacity (EN 14511:2022)	kW	294	374	505	602	593	669	741	811	900	991	1089	1204	1325	1422

Size	WDAT-iK4	120.1	160.1	200.1	240.1	250.2	280.2	320.2	340.2	360.2	400.2	440.2	480.2	540.2	580.2
ST/SC-PRM Cooling capacity (EN 14511:2022)	kW	281	341	473	576	550	614	681	753	836	910	1006	1120	1240	1338

SCREWLINE³ FC

WDAT-SL3 FC

Liquid chiller with FREE-COOLING



- ✓ Double independent circuits for high reliability with screw compressors
- ✓ Solution for cold climates and industrial application
- ✓ Refrigerant R134a - GWP = 1430
- ✓ Operation down to -39°C outdoor air temperature, low water temperature down to -8°C
- ✓ Direct Free-cooling and No-glycol Free-cooling
- ✓ Two acoustic configurations
- ✓ Modular operation management, up to 7 units in cascade
- ✓ Integrated hydronic assembly and partial recovery

Size	WDAT-SL3 FC	200.2	210.2	220.2	240.2	260.2	280.2	320.2	340.2	360.2	400.2	440.2	500.2	540.2	580.2
SC-EXC Cooling capacity	kW	520	557	579	624	685	746	825	900	961	1049	1164	1311	1409	1523

HYDRONIC System

ELFOENERGY DUCT MEDIUM

WSN-XEE

Reversible heat pump



- ✓ Scroll compressors with high available head Plug-fans
- ✓ Ductable solution for small and medium-sized buildings air conditioning
- ✓ Refrigerant R410A - GWP = 2088
- ✓ High efficiency with compact dimensions
- ✓ Versatility with the different solutions for supply and return of air
- ✓ Operation down to -10°C of outdoor air temperature with hot water at 55°C
- ✓ Modular operation management, up to 8 units in cascade
- ✓ Integrated hydronic assembly and partial recovery

Size	WSN-XEE	122	162	182	222	262	302	352	402
Cooling capacity (EN 14511:2022)	kW	33,9	41,0	47,6	54,5	64,5	75,0	86,3	98,9
Heating capacity (EN 14511:2022)	kW	41,0	48,3	59,0	68,0	80,0	92,4	103	112

ELFOENERGY GROUND

WSHN-EE

Reversible heat pump



- ✓ Scroll compressor and plate heat exchangers
- ✓ First investment driven and refurbishment applications
- ✓ Refrigerant R410A - GWP = 2088
- ✓ Versatile applications with double set-point and boiler control kits
- ✓ Domestic hot water up to 60°C, low water temperature down to -8°C
- ✓ Energy saving with set-point compensation according to outside enthalpy or air temperature
- ✓ Integrated source and user side hydronic assemblies and three-way valve

Size	WSHN-EE	17	21	31	41	51	61	71	81	91	101	121
Heating capacity (EN 14511:2022)	kW	6,68	7,27	8,83	11,5	15,6	18,9	23,6	25,1	29,3	34,2	38,7
Cooling capacity (EN 14511:2022)	kW	6,23	6,57	8,05	10,8	13,2	16,3	20,7	22,3	25,8	29,5	33,1

ELFOENERGY GROUND MEDIUM²

WSH-XEE2 WSHN-XEE2

Liquid chiller



- ✓ Scroll compressors and plate heat exchangers
- ✓ Solution for multi-family and commercial buildings
- ✓ Refrigerant R410A - GWP = 2088
- ✓ Solution for multi-family and commercial buildings
- ✓ Domestic hot water up to 60°C, low water temperature down to -8°C
- ✓ Modular operation management, up to 8 units in cascade
- ✓ Integrated source and user side hydronic assemblies and partial recovery

Size	WSH-XEE2	12.2	16.2	19.2	22.2	27.2	35.2	40.2	45.2	55.2	60.2	70.2	80.2
Cooling capacity (EN 14511:2022)	kW	35,6	49,8	59,3	68,4	84,2	109	124	147	173	197	222	250
Heating capacity (EN 14511:2022)	kW	41,3	57,6	68,4	80,7	96,5	125	143	169	200	228	256	289
Size	WSHN-XEE2	12.2	16.2	19.2	22.2	27.2	35.2	40.2	45.2	55.2	60.2	70.2	80.2
Cooling capacity (EN 14511:2022)	kW	34,5	48,6	58,0	68,1	82,3	102	120	139	168	187	218	241
Heating capacity (EN 14511:2022)	kW	40,3	56,6	66,8	79,2	93,6	119	139	162	195	217	251	278

ELFOENERGY GROUND MEDIUM² HW

WSHH-LEE1

No reversible heat pump



- ✓ Scroll compressors and plate heat exchangers
- ✓ High water temperature solution for residential centralized systems
- ✓ Refrigerant R134a - GWP = 1430
- ✓ Heating-only operation
- ✓ Hot water up to 78°C
- ✓ Modular operation management, up to 8 units in cascade
- ✓ Integrated source and user side hydronic assemblies

Size	WSHH-LEE1	19.2	22.2	27.2	35.2	40.2	45.2	60.2	80.2
Heating capacity (EN 14511:2022)	kW	73,4	83,0	96,8	122	144	184	224	278

ELFOENERGY GROUND MEDIUM² MF

WSHN-XEE2 MF

Polyvalent reversible heat pump



- ✓ Scroll compressors and plate heat exchangers
- ✓ Polyvalent technology configurable for 4-pipe or 2-pipe systems for maximum versatility
- ✓ Refrigerant R410A - GWP = 2088
- ✓ High efficiency thanks to total heat recovery
- ✓ Domestic hot water up to 60°C, low water temperature down to 4°C
- ✓ Modular operation management, up to 8 units in cascade
- ✓ Integrated source side, user side and recovery side hydronic assemblies

Size	WSHN-XEE2 MF	12.2	16.2	19.2	22.2	27.2	35.2	40.2	45.2	50.2	60.2	70.2	80.2
Cooling capacity (EN 14511:2022)	kW	34,3	48,0	57,2	66,2	81,0	105	119	142	154	190	214	241
Heating capacity (EN 14511:2022)	kW	40,4	56,8	67,2	79,8	94,0	120	139	163	179	219	253	280

SPINCHILLER³

WSH-XSC3 WSHN-XSC3

Liquid chiller



- ✓ Double independent circuits for high reliability with scroll compressors and plate heat exchangers
- ✓ Solution for multi-family and commercial buildings
- ✓ Refrigerant R410A - GWP = 2088
- ✓ Double independent circuits for high reliability with scroll compressors and plate heat exchangers
- ✓ Solution for multi-family and commercial buildings
- ✓ Domestic hot water up to 60°C, low water temperature down to -8°C
- ✓ Modular operation management, up to 8 units in cascade
- ✓ Integrated source and user side hydronic assemblies and partial recovery

Size	WSH-XSC3	70.4	75.4	80.4	85.4	90.4	100.4	110.4	120.4
Cooling capacity (EN 14511:2022)	kW	217	231	248	268	292	319	350	394
Heating capacity (EN 14511:2022)	kW	249	266	285	309	333	366	401	453

Size	WSHN-XSC3	70.4	75.4	80.4	85.4	90.4	100.4	110.4	120.4
Cooling capacity (EN 14511:2022)	kW	211	225	242	262	283	313	342	390
Heating capacity (EN 14511:2022)	kW	243	259	278	301	327	358	393	445

HYDRONIC System

SCREWLINE4-i PL

WiDHN-KSL1 PL

Polyvalent reversible heat pump



- ✓ Screw compressors with inverter technology and shell & tube heat exchanger
- ✓ Polyvalent technology configurable for 4-pipe
- ✓ Double independent circuits for high reliability
- ✓ Refrigerant R513A - GWP = 631
- ✓ High full load and seasonal efficiency
- ✓ Domestic hot water up to 55°C, low water temperature down to 4°C
- ✓ Two acoustic configurations: standard and super-silenced
- ✓ Modular operation management, up to 7 units in cascade

Size	WiDHN-KSL1 PL	140.2	185.2	220.2	260.2	320.2	360.2
Cooling capacity (EN 14511:2022)	kW	440	531	621	709	840	945
Heating capacity (EN 14511:2022)	kW	500	600	700	801	944	1048

SCREWLINE4-i

WDH-iK4

Liquid chiller




- ✓ Screw compressors with inverter technology and spray shell & tube evaporator
- ✓ Low environmental impact solution, with one or two independent circuits for high reliability
- ✓ Refrigerant R513A - GWP = 631
- ✓ High seasonal efficiency with SEER values up to 8.60
- ✓ 3 operating modes: Cooling only, Heating only, Operation with water circuit change-over
- ✓ Two acoustic configurations: standard and super-silenced
- ✓ Modular operation management, up to 8 units in cascade
- ✓ Condenser water temperature up to 65°C with high water temperature version (HWT), evaporator water temperature down to -8°C

Size	WDH-iK4	120.1	160.1	200.1	220.1	240.1	270.1	290.1	250.2	280.2	320.2	360.2	400.2	480.2	540.2
Cooling capacity (EN 14511:2022)	kW	340	416	520	611	689	759	830	704	800	899	1065	1280	1355	1440
Heating capacity (EN 14511:2022)	kW	385	463	582	683	775	854	934	795	894	1006	1191	1431	1508	1680

SCREWLINE⁴

WDH-SB4

Liquid chiller



- ✓ Double independent circuits for high reliability with screw compressors
- ✓ First investment driven and refurbishment applications
- ✓ Refrigerant R134a - GWP = 1430
- ✓ 3 operating modes: Cooling only, Heating only, Operation with water circuit change-over
- ✓ Two acoustic configurations: standard and super-silenced
- ✓ Modular operation management, up to 7 units in cascade
- ✓ Integrated partial and total recovery
- ✓ Condenser water temperature up to 65°C with heating only version (OHO), evaporator water temperature down to -8°C

Size	WDH-SB4	220.2	240.2	280.2	320.2	360.2	440.2	500.2	540.2	580.2
Cooling capacity (EN 14511:2022)	kW	572	613	706	867	978	1124	1299	1369	1499
Heating capacity (EN 14511:2022)	kW	716	768	939	1033	1179	1454	1592	1740	1858

CENTRIFUGAL CHILLER HFO

WCH-iZ

Liquid chiller



- ✓ Patented horizontal back to back centrifugal compressor with inverter regulation
- ✓ Solution for large commercial and industrial buildings, with quite zero environmental impact
- ✓ Refrigerant R1234ze - GWP = 7
- ✓ Very high full load and seasonal efficiency with SEER values up to 9.64
- ✓ Falling film evaporator, economizer, oil recovery system
- ✓ Low noise operation and almost total absence of vibrations
- ✓ Compact size: length measure less than 4 meters
- ✓ Condenser water temperature up to 40°C, evaporator water temperature down to 4°C

Size	WCH-iZ	230	270	300	350	380	420	450
Cooling capacity (EN 14511:2022)	kW	808	949	1069	1229	1353	1476	1599

CENTRIFUGAL CHILLER

WCH-i

Liquid chiller



- ✓ Patented horizontal back to back centrifugal compressor with inverter regulation
- ✓ Solution for large commercial and industrial buildings
- ✓ Refrigerant R134a - GWP = 1430
- ✓ Very high full load and seasonal efficiency with SEER values up to 9.06
- ✓ Falling film evaporator, economizer, oil recovery system
- ✓ Low noise operation and almost total absence of vibrations
- ✓ Compact size: length measure less than 4 meters
- ✓ Condenser water temperature up to 40°C, evaporator water temperature down to 4°C

Size	WCH-i	250	300	350	400	450	500	550
Cooling capacity (EN 14511:2022)	kW	878	1054	1230	1405	1581	1757	1933

SCREWLINE³

MDE-SL3

Liquid chiller



- ✓ Screw compressors and shell & tube evaporator
- ✓ Solution for cold climates in combination with remote condensers
- ✓ One or two independent circuits for high reliability
- ✓ Refrigerant R134a - GWP = 1430
- ✓ All sensitive components are protected against the atmospheric agents
- ✓ Two acoustic configurations: standard and super-silenced
- ✓ Modular operation management, up to 8 units in cascade
- ✓ Condensing temperature up to 65°C, low water temperature down to -8°C

Size	MDE-SL3	120.1	140.1	160.1	180.1	200.1	220.1	250.1	270.1	290.1	220.2	240.2	260.2	280.2	300.2	320.2	340.2	360.2	400.2	440.2	470.2	500.2	540.2	580.2
ST/EN-EXC Cooling capacity	kW	300	364	401	466	508	566	620	683	728	550	585	642	720	757	794	848	899	997	1115	1159	1231	1344	1427

PACKAGED System

SMARTPACK² CKN-XHE2i

Packaged air-conditioning unit



- ✓ Full inverter
- ✓ High part load efficiency
- ✓ Extended working limit (-15°C in heating mode)
- ✓ Enhanced air filtration with low ventilation consumption
- ✓ Thermodynamic recovery
- ✓ Smart Freecooling and Defrosting management
- ✓ All component included on board for an enhanced installation
- ✓ Remote and centralized system monitoring through INTELLIAIR

Size	CKN-XHE2i	7.1	10.1	14.2
Supply air flow rate	m ³ /h	4000	6000	9000
Cooling capacity (EN 14511:2022)	kW	19,0	28,4	42,1
Heating capacity (EN 14511:2022)	kW	20,5	29,1	43,1

CLIVETPACK³ⁱ CSRN-iY

Packaged air-conditioning unit



- ✓ Refrigerant R32
- ✓ Full inverter
- ✓ Evolution of Energy recovery concept
- ✓ Energy recovery through enthalpy wheel
- ✓ Enhanced air filtration with low ventilation consumption
- ✓ Extended working limit (-15°C in heating mode)
- ✓ Reliability and increased efficiency ensured by double refrigerant circuit
- ✓ Remote and centralized system monitoring through INTELLIAIR

Size	CSRN-iY	20.2	28.2	40.4	56.4
Supply air flow rate	m ³ /h	13000	17000	23000	32000
Cooling capacity (EN 14511:2022)	kW	59,0	76,4	116,2	152
Heating capacity (EN 14511:2022)	kW	58,0	75,3	119,7	159

CLIVETPACK³ CSRN-Y

Packaged air-conditioning unit



- ✓ Refrigerant R32
- ✓ Evolution of Energy recovery concept
- ✓ Energy recovery through enthalpy wheel
- ✓ Enhanced air filtration with low ventilation consumption
- ✓ Extended working limit (-15°C in heating mode)
- ✓ Reliability and increased efficiency ensured by double refrigerant circuit
- ✓ Remote and centralized system monitoring through INTELLIAIR

Size	CSRN-Y	60.4	70.4	80.4	90.4	100.4	120.4
Supply air flow rate	m ³ /h	33000	37000	44000	49000	53000	58000
Cooling capacity (EN 14511:2022)	kW	191,0	213,9	240,7	270,3	296,0	344,0
Heating capacity (EN 14511:2022)	kW	191,8	213,5	242,7	274,0	298,8	352,5

CLIVETPACK³ⁱ CSNX-iY

Packaged air-conditioning unit



- ✓ Specifically designed for crowded buildings
- ✓ Refrigerant R32
- ✓ Full inverter
- ✓ Evolution of Energy recovery concept
- ✓ Evolution of Energy recovery concept
- ✓ Extended working limit (-15°C in heating mode)
- ✓ Reliability and increased efficiency ensured by double refrigerant circuit
- ✓ Remote and centralized system monitoring through INTELLIAIR

Size	CSNX-iY	20.2	28.2	40.4
Supply air flow rate	m ³ /h	6000	10500	19000
Cooling capacity (EN 14511:2022)	kW	39.3	73.4	119.2
Heating capacity (EN 14511:2022)	kW	41	73.7	120.6

CLIVETPACK² FFA CSRN-XHE2 FFA

Packaged air-conditioning unit



- ✓ Specifically designed for 100% fresh air conditioning application
- ✓ No contamination between supply and exhaust air
- ✓ High part load efficiency
- ✓ Smart Freecooling and Defrosting management
- ✓ Enhanced air filtration with low ventilation consumption
- ✓ Thermodynamic recovery
- ✓ Compliant with main communication protocols (Modbus, Bacnet and Lonworks)
- ✓ Many available configurations suitable for the most different project situation
- ✓ Interaction with third part extraction systems
- ✓ All component included on board for an enhanced installation
- ✓ Remote and centralized system monitoring through INTELLIAIR

Size	CSRN-XHE2 FFA	12.2	16.2	20.4	22.4	24.4
Supply air flow rate	m ³ /h	675	470	775	730	650
Cooling capacity (EN 14511:2022)	kW	39.8	49.5	76.1	83.4	90.4
Heating capacity (EN 14511:2022)	kW	39.6	50.0	73.2	81.4	89.5

PRIMARY AIR System

FRESH LARGE EVO

CiSDN-Y EF 1 S

Make-up air unit, full fresh air



- ✓ Refrigerant R32
- ✓ Full inverter
- ✓ Extended working limit (up to -20°C in heating mode)
- ✓ Additional available capacity for indoor air conditioning
- ✓ Efficient exhaust air energy recovery and low ventilation consumption thanks to the active thermodynamic recovery
- ✓ Enhanced air filtration with low ventilation consumption
- ✓ No contamination between supply and exhaust air
- ✓ Smart Freecooling and Indoor Air Quality
- ✓ All primary air devices already on board, for a simplified system design
- ✓ Compatible with VRF and Clivet monitoring systems (Control4 NRG, Clivet Eye, INTELLIAIR)
- ✓ EPP structure for maximum acoustic comfort and thermal insulation

Size	CiSDN-Y EF 1 S	Size 1	Size 2	Size 3
Nominal air flow	m ³ /h	500	1000	2000
Air flow range	m ³ /h	300-720	700 - 1500	1400 - 2500
Cooling capacity (EN 14511:2022)	kW	1,9	3,6	7,4
Heating capacity (EN 14511:2022)	kW	2,3	4,5	9,3

ZEPHIR³

CPAN-XHE3

Make-up air unit, full fresh air



- ✓ Inverter compressors
- ✓ Constant supply of temperature and humidity, both in cooling and heating mode both in cooling and heating mode.
- ✓ Additional available capacity for indoor air conditioning
- ✓ Efficient exhaust air energy recovery and low ventilation consumption thanks to the active thermodynamic recovery
- ✓ Enhanced air filtration (Electronic Filter iFD as std) with low ventilation consumption
- ✓ No contamination between supply and exhaust air
- ✓ Modulating re-heating, free heat from condenser
- ✓ Smart Freecooling and Indoor Air Quality management
- ✓ All primary air devices already on board, for a simplified system design
- ✓ Remote and centralized system monitoring through INTELLIAIR

Size	CPAN-XHE3	Size 1	Size 2	Size 3	Size 4	Size 5	Size 6
Operation with constant supply temperature							
Nominal air flow	m ³ /h	1300	2200	4600	7200	9500	12000
Cooling capacity	kW	10,6	17,5	38,7	58,4	79,0	95,9
Heating capacity	kW	5,9	10,0	21,0	32,9	43,4	54,9

WLHP System

VERSATEMP

EQV-X

Direct expansion high efficiency air conditioner



- ✓ Reversible heat pump
- ✓ High efficiency in all the operating conditions
- ✓ Vertical indoor installation either cased or uncased
- ✓ Elegant design and low noise operation
- ✓ Specific hydraulic circuit components for different plant solutions
- ✓ Compliant with main communication protocols
- ✓ Compliant with main communication protocols

Size	EQV-X	5	7	9	15	17	21
Supply air flow rate	m ³ /h	380	460	455	750	750	830
Cooling capacity	kW	2,08	2,39	2,88	3,38	3,75	4,11
Heating capacity	kW	2,54	3,05	3,55	4,29	4,78	5,1

VERSATEMP

EVH-X

Direct expansion high efficiency air conditioner



- ✓ Reversible heat pump
- ✓ Internal and horizontal installation, ductable
- ✓ High efficiency in all the operating conditions
- ✓ Quiet Operation
- ✓ Specific hydraulic circuit components for different plant solutions
- ✓ Compliant with main communication protocols
- ✓ Compliant with main communication protocols

Size	EVH-X	5	7	9	11	15	17
Supply air flow rate	m ³ /h	533	533	612	684	800	800
Cooling capacity (A27/19 W30)	kW	2,26	2,83	3,16	3,45	3,87	4,16
Heating capacity (A20 W20)	kW	2,76	3,38	3,85	4,15	4,50	4,92

WLHP System

VERSATEMP EVH-X SPACE

Packaged air-conditioning unit



- ✓ Reversible heat pump
- ✓ Internal and horizontal installation, ductable
- ✓ High efficiency in all the operating conditions
- ✓ Air supply available in line or with angle at 90°
- ✓ Specific hydraulic circuit components for different plant solutions
- ✓ Compliant with main communication protocols
- ✓ Compliant with main communication protocols

Size	EVH-X SPACE	2.1	3.1	5.1	7.1	10.1	12.1
Supply air flow rate	m ³ /h	1000	1500	2800	3800	4900	6000
Cooling capacity	kW	4,81	8,46	11,2	17,9	25,9	30,8
Heating capacity	kW	7,06	9,83	13,5	22,1	32,3	36,4

CLIVETPack² CRH-XHE2

Packaged air-conditioning unit



- ✓ High part load efficiency
- ✓ Smart Freecooling management
- ✓ Enhanced air filtration with low ventilation consumption
- ✓ Thermodynamic recovery
- ✓ Suitable for closed or open loop water systems
- ✓ Compliant with main communication protocols
- ✓ Many available configurations suitable for the most different project situation
- ✓ All component included on board for an enhanced installation
- ✓ Remote and centralized system monitoring through INTELLIAIR

Size	CRH-XHE2	14.2	16.4	20.4	25.4	30.4	33.4	40.4	44.4	49.4	54.4	60.4	70.4	80.4	90.4	100.4	110.4
Supply air flow rate	m ³ /h	9000	11500	13500	15000	17000	18500	21000	23000	26000	29000	33000	37000	44000	51000	56000	60000
Cooling capacity (EN 14511:2022)	kW	50,6	65,6	82,1	92,2	102,7	120,6	152,5	162,1	173,2	183,6	213,5	252,4	278,8	334,5	361,1	387,2
Heating capacity (EN 14511:2022)	kW	56,6	77,4	91,0	104,0	93,5	109,0	136,5	150,9	165,5	179,3	198,3	235,9	264,7	316,8	346,2	378,3

UTA units

SAHU

SAHU

Air conditioning unit



- ✓ available in version for 2 and 4-pipe systems with or without on-board control;
- ✓ available in direct expansion version for connection to Clivet VRF and mini VRF systems;
- ✓ standard with self-bearing sandwich paneling thickness 40mm;
- ✓ centrifugal fans with belt / pulley transmission and IE2 type with inverter, IE3 engines settable at high pressure for air distribution through ducting;
- ✓ settable with EC plug fans (IE4) with high pressure (standard with on-board control);
- ✓ 4 or 6 row water coil or 4-row direct expansion coil;
- ✓ wide choice of accessories (mixing chamber, filters, bases, antivibration mounts, etc);
- ✓ electric heater section with different power
- ✓ remote and centralized system monitoring through INTELLIAIR

Size	SAHU	1	2	3	4	5	6	7	8
Air flow rate	m ³ /h	1500	2090	2890	4020	5580	7750	10770	15000
Cooling capacity	kW	8,5	11,5	15,7	22,7	32,4	42,9	60,5	83,0
Heating capacity	kW	9,6	13,1	18,0	24,5	35,6	48,6	67,7	93,8

AQX/CLA

Air conditioning unit

Air flow rate from 1300 to 100000 m³/h



- ✓ two types of structure and panelling, 50 mm and 60 mm, which allow thermal break classes T2/TB3 and T2/TB2 to be achieved;
- ✓ 32 standard sizes with continuous air flow coverage at frontal speed of 2.2 to 2.5m/s;
- ✓ customisation of the dimensions in height and width with a 50 mm pitch to meet the most stringent architectural constraints.
- ✓ sandwich-type double-sheet panels with injected polyurethane or mineral wool thermal and acoustic insulation in between, thermal cut between the sheets, 50 or 60 mm thick, seven different types of sheet available;
- ✓ modular structure with smooth internal surfaces to minimise dust accumulation and facilitate cleaning and disinfection;
- ✓ for indoor or outdoor installation with protective roof;
- ✓ wide range of air filtration solutions from coarse filters, medium filters with rigid or floppy pockets, absolute, electronic, activated carbon, high and very high efficiency filters;
- ✓ germicidal and virucidal solutions with UV-C lamps or photocatalytic oxidation modules;
- ✓ static, rotary, run-around heat recovery units;
- ✓ water, direct expansion, steam, thermal oil, electric heat exchangers;
- ✓ adiabatic humidification systems, self-generated or network steam, water spray, washers;
- ✓ internal condensate collection tanks with anti-condensate insulation, with inclination towards the discharge, made of aluminium or stainless steel;
- ✓ centrifugal fan sections with belt and pulley drive, plug-fan radial with brushless EC motors, electric fans;
- ✓ without control systems or complete with probes, actuators, wiring, electrical panel with control system and unit management logic
- ✓ remote and centralized system monitoring through INTELLIAIR

Size	AQX	1	2	3	4	5	6	7	8	9	10	11
Air flow rate	m ³ /h	1490	1700	1960	2250	2570	2940	3380	3860	4400	5050	5770

Size	AQX	12	13	14	15	16	17	18	19	20	21	22
Air flow rate	m ³ /h	6620	7600	8680	9940	11370	13070	14960	17110	19600	22480	25760

Size	AQX	23	24	25	26	27	28	29	30	31	32
Air flow rate	m ³ /h	29480	33780	38700	44330	50760	58200	66650	76290	87390	100160

TERMINAL UNITS for industrial, commercial and residential applications

AURA CFFAC/CFFAU

Floor- or ceiling-mounted fan coil with 3-speed motor



- ✓ Compact and quiet, with an elegant design suitable for any room
- ✓ Cased and uncased installation, vertical and horizontal, bottom and front return
- ✓ Versions for 2-pipe and 4-pipe systems
- ✓ Can be easily managed by external control systems
- ✓ Reversible hydraulic connections on site

Size		CFFAC/CFFAU		1	2	3	4	6	8	10	12
Cooling	Total yield	Water 7/12°C	kW	1,65	2,25	2,65	3,05	4,20	5,35	6,75	8,25
		Ambient air 27°C/19°Cwb Maximum ventilation speed									
Heating	Yeld	Water 45/40°C	kW	1,85	2,35	3,05	3,15	4,30	5,70	7,15	8,50
		Ambient air 20°C Maximum ventilation speed									

AURA CFFC/CFFU

Floor- or ceiling-mounted fan coil with inverter motor



- ✓ Compact and quiet, with an elegant design suitable for any room
- ✓ Cased and uncased installation, vertical and horizontal, bottom and front return
- ✓ Versions for 2-pipe and 4-pipe systems
- ✓ DC technology for energy savings up to 70%
- ✓ Reversible hydraulic connections on site

Size		CFFC/CFFU		1	2	3	4	6	8	10	12
Cooling	Total yield	Water 7/12°C	kW	1,50	1,95	2,35	2,85	3,90	4,85	6,35	8,25
		Ambient air 27°C/19°Cwb Maximum ventilation speed									
Heating	Yeld	Water 45/40°C	kW	1,57	2,05	2,60	2,95	4,00	5,25	7,05	8,70
		Ambient air 20°C Maximum ventilation speed									

ELFOSPACE BOX3

CFK

Boxed 4-way fan coil with inverter motor



- ✓ Two modules (600 x 600 and 800 x 800) for perfect architectural integration
- ✓ Versions for 2-pipe and 4-pipe systems
- ✓ DC technology for energy savings up to 70%
- ✓ Remote control and condensate drain pump supplied as standard

Size			CFK	007.0	011.0	015.0	021.0	031.0	041.0
Cooling	Total yield	Water 7/12°C	kW	2,98	3,96	4,20	5,93	7,87	10,7
		Ambient air 27°C/19°Cwb							
		Maximum ventilation speed							
Heating	Yeld	Water 45/40°C	kW	2,61	4,08	4,95	6,06	9,16	8,98
		Ambient air 20°C							
		Maximum ventilation speed							

MOOD

CFW-2

Wall-mounted fan coil with inverter motor



- ✓ Compact and quiet, for residential and commercial applications
- ✓ DC technology for energy savings up to 70%
- ✓ Remote control, three-way valve and Modbus port supplied as standard

Size			CFW-2	1	2	3	4	5
Cooling	Total yield	Water 7/12°C	kW	2,70	2,91	3,81	3,96	4,87
		Ambient air 27°C/19°Cwb						
		Maximum ventilation speed						
Heating	Yeld	Water 45/40°C	kW	2,12	3,23	4,3	4,84	5,26
		Ambient air 20°C						
		Maximum ventilation speed						

TERMINAL UNITS for industrial, commercial and residential applications

ELFOROOM²*

ELFORoom²

Slim floor fan coil unit or ceiling with inverter motor for heating and cooling



- ✓ Suitable for any installation: vertical or horizontal, cased or uncased
- ✓ Quiet and efficient, thanks to the fan's brushless DC motor
- ✓ Management via ON/OFF, 3-speed or 0-10V contacts and ON/OFF output for calling an external device
- ✓ Optional germicidal UV lamp for air purification
- ✓ Management via Modbus port with connection to BMS or Control4 NRG

Size			ELFORoom ²	003.0	005.0	011.0	015.0	017.0
Cooling	Total yield	Water 7/12°C	kW	0,91	2,12	2,81	3,30	3,71
		Ambient air 27°C/19°Cwb Maximum ventilation speed						
Heating	Yeld	Water 45/40°C	kW	1,02	2,21	3,02	3,80	4,32
		Ambient air 20°C Maximum ventilation speed						

*Suitable for residential applications



Refrigerant Split heat pumps

SPHERA EVO 2.0

SQKN-YEE 1 TC + MiSAN-YEE 1 S

Air-to-water refrigerant-split heat pump



- ✓ Energy efficiency at the highest level
- ✓ Designed not to disturb, operating very quietly
- ✓ Suitable for every need, thanks to the dual version with 190-litre or 250-litre DHW storage tank
- ✓ Compact outdoor unit requiring very little installation space
- ✓ Simultaneous operation in system and DHW (Hybrid version)

Size - Set		SQKN-YEE 1 TC + MiSAN-YEE 1 S			2.1	3.1	4.1	5.1	6.1 / 6.1 T	7.1 / 7.1 T	8.1 / 8.1 T
Heating	Capacity	Water 35/30 °C	Nominal / Maximum	kW	4,32 / 6,26	6,18 / 7,41	8,30 / 9,11	10,1 / 10,3	12,1 / 14,6	14,5 / 15,5	16,0 / 16,8
	COP	Outdoor air 7 °C	Nominal	-	5,42	5,21	5,31	5,01	5,00	4,70	4,55
Cooling	Capacity	Water 18/23 °C	Nominal / Maximum	kW	4,55 / 6,88	6,44 / 7,65	8,10 / 11,1	10,0 / 12,0	12,1 / 15,0	13,8 / 15,3	14,8 / 16,4
	EER	Outdoor air 35 °C	Nominal	-	6,08	5,24	5,12	4,77	4,02	3,70	3,65

SPHERA EVO 2.0 BOX

SQKN-YEE 1 BC + MiSAN-YEE 1 S

Wall-mounted air-to-water Refrigerant-split heat pump



- ✓ It does not need to be coupled to a boiler if DHW is produced by the boiler (Hybrid version)
- ✓ Energy efficiency at the highest level
- ✓ Designed not to disturb, operating very quietly
- ✓ Can be combined with DHW tanks of a volume suitable for the application in which it is to be installed
- ✓ Up to 6 units can be connected in cascade, for demands up to 100 kW

Size - Set		SQKN-YEE 1 TC + MiSAN-YEE 1 S			2.1	3.1	4.1	5.1	6.1 / 6.1 T	7.1 / 7.1 T	8.1 / 8.1 T
Heating	Capacity	Water 35/30 °C	Nominal / Maximum	kW	4,32 / 6,26	6,18 / 7,41	8,30 / 9,11	10,1 / 10,3	12,1 / 14,6	14,5 / 15,5	16,0 / 16,8
	COP	Outdoor air 7 °C	Nominal	-	5,42	5,21	5,31	5,01	5,00	4,70	4,55
Cooling	Capacity	Water 18/23 °C	Nominal / Maximum	kW	4,55 / 6,88	6,44 / 7,65	8,10 / 11,1	10,0 / 12,0	12,1 / 15,0	13,8 / 15,3	14,8 / 16,4
	EER	Outdoor air 35 °C	Nominal	-	6,08	5,24	5,12	4,77	4,02	3,70	3,65

SPHERA EVO 2.0 INVISIBLE

SQKN-YEE 1 IC + MiSAN-YEE 1 S

Built-in air-to-water refrigerant-split heat pump



- ✓ Space-saving: completely outdoor installation with uncased wall-mounted unit only 36cm deep
- ✓ It adapts to every need: solar kit / inertial tank kit / additional tank / integrated combinable boiler
- ✓ Components and uncased cabinet with telescopic frame can be supplied separately
- ✓ New additional aesthetic practical cabinet for system accessories in full view for outdoor installation
- ✓ Advanced connectivity: management via the dedicated Smart Home App or via the Modbus port with CONTROL4 NRG standard supplied

Size		SQKN-YEE 1 IC + MiSAN-YEE 1 S			2.1	3.1	4.1	5.1
Heating	Capacity	Water 35/30 °C	Nominal / Maximum	kW	4,32 / 6,26	6,18 / 7,41	8,30 / 9,11	10,1 / 10,3
	COP	Outdoor air 7 °C	Nominal	-	5,42	5,21	5,31	5,01
Cooling	Capacity	Water 18/23 °C	Nominal / Maximum	kW	4,55 / 6,88	6,44 / 7,65	8,10 / 11,1	10,0 / 12,0
	EER	Outdoor air 35 °C	Nominal	-	6,08	5,24	5,12	4,77

SPHERA EVO 2.0 EASYHYBRID BOX

SQKN-YEE 1 BH + MiSAN-YEE 1 S

Wall-mounted air-to-water Refrigerant-split hybrid heat pump



- ✓ Ideal for replacing old systems while keeping existing radiators
- ✓ Perfect for replacing a boiler: designed with similar overall dimensions
- ✓ 24 or 34 kW boiler to fulfil all requirements, with instant DHW production
- ✓ Simultaneous heating and cooling operation and DHW supply
- ✓ Connectivity and APP to keep the system under control

Size		SQKN-YEE 1 BH + MiSAN-YEE 1 S				2.1	3.1	4.1	5.1	6.1	7.1	8.1
Heating	Capacity	Water 35/30 °C	Nominal / Maximum	kW	4,32 / 6,26	6,18 / 7,41	8,30 / 9,11	10,1 / 10,3	12,1 / 14,6	14,5 / 15,5	16,0 / 16,8	
	Heat pump	COP	Outdoor air 7 °C	Nominal	-	5,42	5,21	5,31	5,01	5,00	4,70	4,55
Cooling	Capacity	Water 18/23 °C	Nominal / Maximum	kW	4,55 / 6,88	6,44 / 7,65	8,10 / 11,1	10,0 / 12,0	12,1 / 15,0	13,8 / 15,3	14,8 / 16,4	
	EER	Outdoor air 35 °C	Nominal	-	6,08	5,24	5,12	4,77	4,02	3,70	3,65	

SPHERA EVO 2.0 EASYHYBRID TOWER

SQKN-YEE 1 BH + MiSAN-YEE 1 S

Air-to-water Refrigerant-split hybrid heat pump with DHW tank



- ✓ Optimised to maximise energy savings without sacrificing comfort
- ✓ Compatible with a radiator system: water temperature up to 80 °C
- ✓ Customisable with numerous kits for a complete, yet discreet, central heating plant
- ✓ Domestic hot water volume extendable up to 300 litres
- ✓ Connectivity and APP to keep the system under control

Size		SQKN-YEE 1 BH + MiSAN-YEE 1 S				2.1	3.1	4.1	5.1	6.1	7.1	8.1
Heating	Capacity	Water 35/30 °C	Nominal / Maximum	kW	4,32 / 6,26	6,18 / 7,41	8,30 / 9,11	10,1 / 10,3	12,1 / 14,6	14,5 / 15,5	16,0 / 16,8	
	Heat pump	COP	Outdoor air 7 °C	Nominal	-	5,42	5,21	5,31	5,01	5,00	4,70	4,55
Cooling	Capacity	Water 18/23 °C	Nominal / Maximum	kW	4,55 / 6,88	6,44 / 7,65	8,10 / 11,1	10,0 / 12,0	12,1 / 15,0	13,8 / 15,3	14,8 / 16,4	
	EER	Outdoor air 35 °C	Nominal	-	6,08	5,24	5,12	4,77	4,02	3,70	3,65	

Refrigerant Split heat pumps

EDGE EVO 2.0 - EXC WiSAN-YME 1 S

Air-to-water packaged unit heat pump



- ✓ Versatile: wide range of applications in both packaged and hydro-split versions
- ✓ Designed for harsh climates: excellent performance at low temperatures and optional 3 to 9 kW auxiliary heaters
- ✓ Simultaneous production of DHW and cooling/heating (Hybrid version)
- ✓ Modular: combines up to 6 units in cascade for capacities up to 180 kW
- ✓ Advanced connectivity: management via the dedicated App or via the Modbus port with CONTROL4 NRG standard supplied

HOME

Size		WiSAN-YME 1 S		2.1	3.1	4.1	5.1	6.1 / 6.1 T	7.1 / 7.1 T	8.1 / 8.1 T	9.1	10.1	12.1	14.1
Heating	Capacity	Water 35/30 °C	Nominal / Maximum	4,20 / 6,26	6,35 / 7,41	8,40 / 9,11	10,0 / 10,3	12,1 / 14,6	14,5 / 15,5	15,9 / 16,8	18,0 / 20,7	22,0 / 24,9	26,0 / 29,1	30,1 / 31,8
	COP	Outdoor air 7 °C	Nominal	5,10	4,95	5,15	4,95	4,95	4,60	4,50	4,70	4,40	4,08	3,91
Cooling	Capacity	Water 18/23 °C	Nominal / Maximum	4,50 / 7,65	6,50 / 7,65	8,30 / 11,1	9,90 / 12,0	12,0 / 15,0	13,5 / 15,3	14,2 / 16,4	18,5 / 21,7	23,0 / 26,6	27,0 / 29,2	31,0 / 31,9
	EER	Outdoor air 35 °C	Nominal	5,50	4,80	5,05	4,55	3,95	3,61	3,61	4,75	4,60	4,30	4,00

EDGE F WiSAN-PME 1 S

Air-to-water packaged unit heat pump



- ✓ R-290 technology: combines high performance with full respect for the environment
- ✓ Versatile: wide range of applications in both packaged and hydro-split versions
- ✓ Renovation is easy: supply temperature up to 75 °C, perfect for any distribution system
- ✓ Modular: combines up to 6 units in cascade
- ✓ Advanced connectivity: management via the dedicated App or via the Modbus port with CONTROL4 NRG standard supplied

Size		WiSAN-PME 1 S		2.1	3.1	4.1	5.1	6.1 / 6.1 T	7.1 / 7.1 T	8.1 / 8.1 T
Heating	Capacity	Water 35/30°C	Nominal / Maximum	4,50 / 6,86	6,20 / 7,70	8,40 / 10,4	10,0 / 11,0	12,0 / 14,7	14,0 / 16,0	15,0 / 17,6
	COP	Outdoor air 7°C	Nominal	5,15	4,90	5,00	4,70	4,80	4,50	4,40
Cooling	Capacity	Water 18/23°C	Nominal / Maximum	4,50 / 7,84	6,50 / 9,75	8,30 / 11,4	10,0 / 12,1	12,0 / 16,4	14,0 / 17,3	16,0 / 18,6
	EER	Outdoor air 35°C	Nominal	5,50	5,10	5,15	4,75	4,50	4,20	3,90

Hydro_split heat pumps

HYDRO-SPLIT TOWER Version

WiSAN-YME 1 S + HQCN-NEE 1 TC

WiSAN-PME 1 S + HQCN-NEE 1 TC

Indoor hydronic unit with base with DHW tank for Hydro Split systems



- ✓ 190 or 250 l ACS storage tank
- ✓ Wide range of integrable accessories
- ✓ Can be combined with EDGE outdoor units
- ✓ Reduced space requirements
- ✓ Easy installation

Size		Set TOWER + Edge EVO 2.0		2.1	3.1	4.1	5.1	6.1 / 6.1 T	7.1 / 7.1 T	8.1 / 8.1 T	
Heating	Capacity	Water 35/30°C	Nominal / Maximum	kW	4,20 / 5,33	6,35 / 7,41	8,40 / 9,11	10,0 / 10,3	12,1 / 14,6	14,5 / 15,5	15,9 / 16,8
	COP	Outdoor air 7°C	Nominal	-	5,10	4,95	5,15	4,95	4,95	4,60	4,50
Cooling	Capacity	Water 18/23°C	Nominal / Maximum	kW	4,50 / 7,65	6,50 / 7,65	8,30 / 11,1	9,90 / 12,0	12,0 / 15,0	13,5 / 15,3	14,2 / 16,4
	EER	Outdoor air 35°C	Nominal	-	5,50	4,80	5,05	4,55	3,95	3,61	3,61

Size		Set TOWER + Edge F		2.1	3.1	4.1	5.1	6.1 / 6.1 T	7.1 / 7.1 T	8.1 / 8.1 T	
Heating	Capacity	Water 35/30°C	Nominal / Maximum	kW	4,50 / 6,86	6,20 / 7,70	8,40 / 10,4	10,0 / 11,0	12,0 / 14,7	14,0 / 16,0	15,0 / 17,6
	COP	Outdoor air 7°C	Nominal	-	5,15	4,90	5,00	4,70	4,80	4,50	4,40
Cooling	Capacity	Water 18/23°C	Nominal / Maximum	kW	4,90 / 7,84	5,90 / 9,75	6,80 / 11,4	7,80 / 12,13	12,0 / 16,4	13,0 / 17,3	14,4 / 18,6
	EER	Outdoor air 35°C	Nominal	-	5,50	5,10	5,15	4,75	4,50	4,20	3,90

HYDRO-SPLIT BOX Version

WiSAN-YME 1 S + HQCN-NEE 1 BC

WiSAN-PME 1 S + HQCN-NEE 1 BC

Wall-mounted indoor unit for Hydro-split systems



- ✓ Compact module
- ✓ Plug and play
- ✓ Complete (filter - 3-way - inertial)
- ✓ Intuitive connections
- ✓ Dirt separator filter, 3-way DHW valve

Size		Set BOX + Edge EVO 2.0		2.1	3.1	4.1	5.1	6.1 / 6.1 T	7.1 / 7.1 T	8.1 / 8.1 T	
Heating	Capacity	Water 35/30°C	Nominal / Maximum	kW	4,20 / 5,33	6,35 / 7,41	8,40 / 9,11	10,0 / 10,3	12,1 / 14,6	14,5 / 15,5	15,9 / 16,8
	COP	Outdoor air 7°C	Nominal	-	5,10	4,95	5,15	4,95	4,95	4,60	4,50
Cooling	Capacity	Water 18/23°C	Nominal / Maximum	kW	4,50 / 7,65	6,50 / 7,65	8,30 / 11,1	9,90 / 12,0	12,0 / 15,0	13,5 / 15,3	14,2 / 16,4
	EER	Outdoor air 35°C	Nominal	-	5,50	4,80	5,05	4,55	3,95	3,61	3,61

Size		Set BOX + Edge F		2.1	3.1	4.1	5.1	6.1 / 6.1 T	7.1 / 7.1 T	8.1 / 8.1 T	
Heating	Capacity	Water 35/30°C	Nominal / Maximum	kW	4,50 / 6,86	6,20 / 7,70	8,40 / 10,4	10,0 / 11,0	12,0 / 14,7	14,0 / 16,0	15,0 / 17,6
	COP	Outdoor air 7°C	Nominal	-	5,15	4,90	5,00	4,70	4,80	4,50	4,40
Cooling	Capacity	Water 18/23°C	Nominal / Maximum	kW	4,90 / 7,84	5,90 / 9,75	6,80 / 11,4	7,80 / 12,13	12,0 / 16,4	13,0 / 17,3	14,4 / 18,6
	EER	Outdoor air 35°C	Nominal	-	5,50	5,10	5,15	4,75	4,50	4,20	3,90

Hydro_split heat pumps

HYDRO-SPLIT INVISIBLE Version

WiSAN-YME 1 S + HQCN-NEE 1 IC

WiSAN-PME 1 S + HQCN-NEE 1 IC

Wall-mounted indoor unit for Hydro-split systems



- ✓ Ultra thin only 35 cm
- ✓ Complete (deflector filter - expansion vessel - anti-scalding - 15 l inertia)
- ✓ Versatile with a wide range of accessories
- ✓ Aesthetic additional practical cabinet for system accessories for outdoor installation

HOME

Size		Set INVISIBLE + Edge EVO 2.0				2.1	3.1	4.1	5.1
Heating	Capacity	Water 35/30 °C	Nominal / Maximum	kW	4,20 / 5,33	6,35 / 7,41	8,40 / 9,11	10,0 / 10,3	
	COP	Outdoor air 7 °C	Nominal	-	5,10	4,95	5,15	4,95	
Cooling	Capacity	Water 18/23 °C	Nominal / Maximum	kW	4,50 / 7,65	6,50 / 7,65	8,30 / 11,1	9,90 / 12,0	
	EER	Outdoor air 35 °C	Nominal	-	5,50	4,80	5,05	4,55	

Size		Set INVISIBLE + Edge F				2.1	3.1	4.1	5.1
Heating	Capacity	Water 35/30 °C	Nominal / Maximum	kW	4,20 / 5,33	6,35 / 7,41	8,40 / 9,11	10,0 / 10,3	
	COP	Outdoor air 7 °C	Nominal	-	5,10	4,95	5,15	4,95	
Cooling	Capacity	Water 18/23 °C	Nominal / Maximum	kW	4,50 / 7,65	6,50 / 7,65	8,30 / 11,1	9,90 / 12,0	
	EER	Outdoor air 35 °C	Nominal	-	5,50	4,80	5,05	4,55	

HYDRO-SPLIT MINI Version

WiSAN-YME 1 S + HQCN-NEE 1 MC A

WiSAN-PME 1 S + HQCN-NEE 1 MC

Wall-mounted indoor unit with DHW tank for Hydro-split systems



- ✓ 50 l DHW storage tank
- ✓ Complete unit
- ✓ Integrated hydraulic separator
- ✓ Can be combined with EDGE outdoor units
- ✓ Reduced space requirements
- ✓ Easy installation

Size		Set MINI + Edge EVO 2.0				2.1	3.1	4.1	5.1	6.1	7.1	8.1
Heating	Capacity	Water 35/30 °C	Nominal / Maximum	kW	4,20 / 5,33	6,35 / 7,41	8,40 / 9,11	10,0 / 10,3	12,1 / 14,6	14,5 / 15,5	15,9 / 16,8	
	COP	Outdoor air 7 °C	Nominal	-	5,10	4,95	5,15	4,95	4,95	4,60	4,50	
Cooling	Capacity	Water 18/23 °C	Nominal / Maximum	kW	4,50 / 7,65	6,50 / 7,65	8,30 / 11,1	9,90 / 12,0	12,0 / 15,0	13,5 / 15,3	14,2 / 16,4	
	EER	Outdoor air 35 °C	Nominal	-	5,50	4,80	5,05	4,55	3,95	3,61	3,61	

Size		Set INVISIBLE + Edge F				2.1	3.1	4.1	5.1	6.1	7.1	8.1
Heating	Capacity	Water 35/30 °C	Nominal / Maximum	kW	4,50 / 6,86	6,20 / 7,70	8,40 / 10,4	10,0 / 11,0	12,0 / 14,7	14,0 / 16,0	15,0 / 17,6	
	COP	Outdoor air 7 °C	Nominal	-	5,15	4,90	5,00	4,70	4,80	4,50	4,40	
Cooling	Capacity	Water 18/23 °C	Nominal / Maximum	kW	4,90 / 7,84	5,90 / 9,75	6,80 / 11,4	7,80 / 12,13	12,0 / 16,4	13,0 / 17,3	14,4 / 18,6	
	EER	Outdoor air 35 °C	Nominal	-	5,50	5,10	5,15	4,75	4,50	4,20	3,90	

Heat pump for DHW

AQUA PLUS

SWAN-2

Packaged heat pump for domestic hot water production



- ✓ Advanced connectivity: management via the App or via the Modbus port with CONTROL4 NRG included as standard
- ✓ Standard supplied with electronic anode, Smart Grid and Photovoltaic contacts and external fan
- ✓ Standard version or with solar integration for combination with ELFOSun3
- ✓ Operation with heat pump only with the outdoor air between -7°C and 43°C
- ✓ Market-leading A+ efficiency class

Size	SWAN-2			190	190S	300	300S
DHW	Heating capacity	Water 10/53°C	kW		1,59		2,16
	COP	Outdoor air 14°C DB/87% UR	-		3,69		3,97
Power heater			kW			1,50	
Seasonal efficiency		Energy class	-		A+		A+
Medium climate	DHW	Withdrawal profile	-		L		XL

CMV with recovery

ELFOFRESH EVO

CPAN-YIN

Controlled mechanical ventilation unit with active thermodynamic recovery



- ✓ Exploits renewable energy and contributes greatly to the building's energy class increase
- ✓ Air humidity control
- ✓ Purifies the air with the high efficiency electrostatic filter (optional)
- ✓ Inverter DC compressor and constant flow DC fan for the best modulation operation
- ✓ SmartHome App or via the Modbus port with Control4 NRG standard supplied


Size				CPAN-YIN		Size 2		
Ventilation	Settable air flow		m ³ /h	125	150	210	270	320
Winter recovery	Heating capacity	Ambient Air 20 °C/50% UR	kW	1,42	1,55	1,86	2,05	2,49
	COP	Outdoor air 7 °C/6°C WB	-	3,09	3,69	4,13	4,93	4,61

Accessory products for heat pumps

ELFOSUN³

F-L / F-XL / FH-XL

Flat-plate solar thermal collector



- ✓ Exploits renewable energy and contributes greatly to the building's energy class increase
- ✓ It can be combined in series and is ideal for empty and pressurised systems
- ✓ One of the most efficient solutions on the market
- ✓ Installation with specific kit for either a pitched or flat roof or uncased in the roof
- ✓ Tempered prismatic glass surface to capture maximum sunlight and resist weathering

HOME

Version			F-L	F-XL	FH-XL
Installation	Type	-		vertical	horizontal.
Surface	gross	m ²	2,00		2,37
Technical specifications					
Performances	ηCOL - collector efficiency	%		60	
	η0 - zero-loss collector efficiency	-		0,761	
	a1 - heat loss coefficient	W/m ² K		3,60	
	a2 - Temperature / heat loss coefficient ratio	W/m ² K ²		0,014	



OUTDOOR UNITS

MINI VRF MSAN8-Y MSAN8-Y

Compact design heat pump outdoor units



- ✓ Environmentally friendly R32 refrigerant
- ✓ Single-fan chassis from 7.2 kW to 17.7 kW
- ✓ Extended operating range down to -20 °C in heating mode
- ✓ Multiple settable silencing modes;
- ✓ Fan with head up to 35 Pa for possible ducted air expulsion;
- ✓ Automatic addressing;
- ✓ Programmable intelligent input/output contacts;
- ✓ Safety instruments available as optional accessories

Size		MSAN8-Y	80M	100M	120 M/T	140 M/T	160 M/T	180 M/T
Cooling	Capacity	kW	7,2	9,0	12,3	14,0	15,5	17,5
Heating	Capacity (Nominal/Max)	kW	7,2/9,0	9,0/10,8	12,3/14,0	14,0/16,0	15,5/17,5	17,5/19,5

MINI VRF MSAN8-X MSAN8-X

Compact design heat pump outdoor units



- ✓ Single-fan chassis from 7.2 kW to 15.5 kW
- ✓ Extended operating range down to -20 °C in heating mode
- ✓ Multiple adjustable silencing modes

Size		MSAN8-X	80M	100M	120 M/T	140 M/T	160 M/T
Cooling	Capacity	kW	7,2	9,0	12,3	14,0	15,5
Heating	Capacity (Nominal/Max)	kW	7,2/9,0	9,0/10,8	12,3/14,0	14,0/16,0	15,5/17,5

MINI VRF MSAN6 MSAN6-XMi

Compact design heat pump outdoor units



- ✓ Extended operating range down to -20 °C in heating mode
- ✓ Auto addressing


Size		MSAN6-XMi	200T	224T	260T	280T	335T
Cooling	Capacity	kW	20	22,4	26	28,5	33,5
Heating	Capacity	kW	20	22,4	26	28,5	33,5

VRF

VRF MSAN8

MSAN8-X

High efficiency compact heat pump outdoor units



- ✓ Single unit capacity from 25 kW to 61.5 kW
- ✓ Combination available up to 246 kW with 4 modules
- ✓ Extended operating range down to -30 °C in heating mode
- ✓ Compressor with EVI injection technology
- ✓ Multiple adjustable silencing modes
- ✓ Auto addressing
- ✓ Programmable intelligent input/output contacts

Size		MSAN8-X	252T	280T	335T	400T	450T	500T	560T	615T
Cooling	Capacity	kW	25,2	28,0	33,5	40,0	45,0	50,0	56,0	61,5
Heating	Capacity (Nominal/Max)	kW	25,2/27,0	28,0/31,5	33,5/37,5	40,0/45,0	45,0/50,0	50,0/56,5	56,0/63,0	61,5/69,0

Size		MSAN8-X	670T	735T	800T	850T	900T	950T	1000T	1065T	1115T	1175T	1230T
Cooling	Capacity	kW	67,0	73,5	80,0	85,0	90,0	95,0	100,0	106,5	111,5	117,5	123,0
Heating	Capacity (Nominal/Max)	kW	67,0/75,0	73,5/82,5	80,0/90,0	85,0/95,0	90,0/101,5	95,0/106,5	100,0/113,0	106,5/119,0	111,5	117,5	123,0

Size		MSAN8-X	1300T	1350T	1400T	1450T	1500T	1565T	1615T	1675T	1730T	1790T	1845T
Cooling	Capacity	kW	130,0	135,0	140,0	145,0	150,0	156,5	161,5	167,5	173,0	179,0	184,5
Heating	Capacity (Nominal/Max)	kW	130,0	135,0	140,0	145,0	150,0	175,5	161,5/182,0	167,5/188,5	173,0/194,5	179,0/201,0	184,5/207,0

Size		MSAN8-X	1900T	1960T	2000T	2060T	2115T	2175T	2230T	2290T	2345T	2405T	2460T
Cooling	Capacity	kW	190	196,0	200,0	206,0	211,5	217,5	223,0	229,0	234,5	240,5	246,0
Heating	Capacity (Nominal/Max)	kW	190,0/214,5	196,0/221,0	200,0/226,0	206,0/232,5	211,5/238,5	217,5/245,0	223,0/251,0	229,0/257,5	234,5/263,5	240,5/270,0	246,0/276,0

VRF CVT8

CVT8-X

Very high efficiency heat pump outdoor units



- ✓ Single unit capacity from 25 kW to 90 kW
- ✓ Combination available up to 270 kW with 3 modules
- ✓ Extended operating range down to -30 °C in heating mode
- ✓ Compressor with EVI injection technology
- ✓ SafeBox technology for maximum reliability of electronic boards
- ✓ Bluetooth module included for simplified installation and maintenance
- ✓ Multiple adjustable silencing modes
- ✓ Fan with head up to 120 Pa for possible ducted air extraction
- ✓ Auto addressing
- ✓ Programmable intelligent input/output contacts

Size		CVT8-X	252T	280T	335T	400T	450T	500T	560T	615T	670T	730T	785T	850T	900T
Cooling	Capacity	kW	25,2	28,0	33,5	40,0	45,0	50,0	56,0	61,5	67,0	73,0	78,5	85,0	90,0
Heating	Capacity (Nominal/Max)	kW	25,2/27,0	28/31,5	33,5/37,5	40/45	45/50	50/56	56/63	61,5/69,0	67,0/75	73,0/81,5	78,5/87,5	85,0/95	90,0/100

Size		CVT8-X	960T	1010T	1070T	1120T	1170T	1230T	1285T	1340T	1400T	1460T	1515T	1570T	1630T	1685T	1750T	1800T
Cooling	Capacity	kW	96,0	101,0	107,0	112,0	117,0	123,0	128,5	134,0	140,0	146,0	151,5	157,0	163,0	168,5	175,0	180,0
Heating	Capacity (Nominal/Max)	kW	96,0/108	101,0/113	107,0/120	112,0/125	117,0/131,0	123,0/138,0	128,5/144,0	134,0/150,0	140,0/156	146,0/163	151,5/169	157,0/175,0	163,0/181,5	168,5/187,5	175,0/195	180,0/200

Size		CVT8-X	1860T	1910T	1970T	2020T	2070T	2130T	2185T	2240T	2300T	2360T	2415T	2470T	2530T	2585T	2650T	2700T
Cooling	Capacity	kW	186,0	191,0	197,0	202,0	207,0	213,0	218,5	224,0	230,0	236,0	241,5	247,0	253,0	258,5	265,0	270,0
Heating	Capacity (Nominal/Max)	kW	186,0/208	191,0/213	197,0/220	202,0/225	207,0/231	213,0/238	218,5/244	224,0/250	230,0/256	236,0/263	241,5/269	247,0/275	253,0/281,5	258,5/287,5	265,0/295	270,0/300

OUTDOOR UNITS

VRF MV6R

MV6R-XMi

Heat recovery outdoor units



- ✓ Single unit capacity from 22 to 50 kW
- ✓ Combination available up to 150 kW with 3 modules
- ✓ Extended operating range down to -25 °C in heating mode
- ✓ Compressor with EVI injection technology
- ✓ Multiple adjustable silencing modes
- ✓ Fan with head up to 80 Pa for possible ducted air extraction
- ✓ Auto addressing
- ✓ Intelligent input/output contacts

Size	MV6R-XMi		252T	280T	335T	400T	450T	500T
Cooling	Capacity	kW	22,4	28,0	33,5	40,0	45,0	50,0
Heating	Capacity (Nominal/Max)	kW	22,4/25,0	28,0/31,5	33,5/37,5	40,0/45,0	45,0/50,0	50,0/56,0

Size	MV6R-XMi		560T	615T	680T	735T	785T	835T	900T	950T	1000T
Cooling	Capacity	kW	56,0	61,5	68,0	73,5	78,5	83,5	90,0	95,0	100,0
Heating	Capacity (Nominal/Max)	kW	56,0/63,0	61,5/69,0	68,0/76,5	73,5/82,5	78,5/87,5	83,5/93,5	90,0/100,0	95,0/106,0	100,0/126,0

Size	MV6R-XMi		1070T	1120T	1185T	1235T	1300T	1350T	1400T	1450T	1500T
Cooling	Capacity	kW	107,0	112,0	118,5	123,5	130,0	135,0	140,0	145,0	150,0
Heating	Capacity (Nominal/Max)	kW	107,0/120,0	112,0/125,0	118,5/132,5	123,5/137,5	130,0/145,0	135,0/150,0	140,0/156,0	145,0/162,0	150,0/168,0

INDOOR UNITS

1-WAY CASSETTE

Q1DN-3-XY

VRF cassette indoor unit



- ✓ Only 153 mm high
- ✓ High-lift Drain Pump
- ✓ Quiet Operation

Size		Q1DN-3-XY	D18	D22	D28	D36	D45	D56	D71
Cooling	Capacity	kW	1.8	2.2	2.8	3.6	4.5	5.6	7.1
Heating	Capacity	kW	2.2	2.6	3.2	4.0	5.0	6.3	8.0

2-WAY CASSETTE

Q2DN-3-XY

VRF cassette indoor unit



- ✓ High head drainage pump
- ✓ Fresh Air Intake
- ✓ High Airflow

Size		Q2DN-3-XY	D22	D28	D36	D45	D56	D71
Cooling	Capacity	kW	2.2	2.8	3.6	4.5	5.6	7.1
Heating	Capacity	kW	2.6	3.2	4.0	5.0	6.3	8.0

COMPACT 4-WAY CASSETTE

Q4AN-3-XY

VRF cassette indoor unit



- ✓ More compact design, easy installation
- ✓ New panel
- ✓ High-lift Drain Pump
- ✓ Fresh Air Intake
- ✓ Occupancy sensor

Size		Q4AN-3-XY	D15	D22	D28	D36	D45	D56	D63
Cooling	Capacity	kW	1.5	2.2	2.8	3.6	4.5	5.6	6.3
Heating	Capacity	kW	1.8	2.4	3.2	4.0	5.0	6.3	7.1

INDOOR UNITS

4-WAY CASSETTE Q4DN-3-XY

VRF cassette indoor unit




- ✓ Sub Duct
- ✓ New panel with adjustable fins
- ✓ High-lift Drain Pump
- ✓ Fresh Air Intake
- ✓ Occupancy sensor

Size		Q4DN-3-XY	D28	D36	D45	D56	D71	D80	D90	D100	D112	D140	D160	D180
Cooling	Capacity	kW	2.8	3.6	4.5	5.6	7.1	8	9	10	11.2	14	16	18
Heating	Capacity	kW	3.2	4.0	5.0	6.3	8.0	9.0	10.0	11.2	12.5	16.0	18	20

LOW STATIC PRESSURE DUCT CNT3-3-XY

VRF duct indoor unit



- ✓ Head up to 50/80 Pa
- ✓ Compact Design
- ✓ High-lift Drain Pump
- ✓ Constant air flow rate
- ✓ Adjustable static pressure
- ✓ High efficiency heat exchanger

Size		CNT3-3-XY	D15	D22	D28	D36	D45	D56	D71	D80	D90	D112
Cooling	Capacity	kW	1.5	2.2	2.8	3.6	4.5	5.6	7.1	8	9	11.2
Heating	Capacity	kW	1.8	2.5	3.2	4	5	6.3	8	9	10	12.5

MEDIUM STATIC PRESSURE DUCT CNT2-3-XY

VRF duct indoor unit



- ✓ Head up to 160 Pa
- ✓ Air intake from below or behind
- ✓ High-lift Drain Pump
- ✓ Constant air flow rate
- ✓ Adjustable static pressure

Size		CNT2-3-XY	D15	D22	D28	D36	D45	D56	D71	D80	D90	D112	D125	D140	D160
Cooling	Capacity	kW	1.5	2.2	2.8	3.6	4.5	5.6	7.1	8	9	11.2	12.5	14	16
Heating	Capacity	kW	1.8	2.5	3.2	4	5	6.3	8	9	10	12.5	14	16	18

VRF

HIGH STATIC PRESSURE DUCT

CN-3-XY

VRF duct indoor unit



- ✓ Head up to 250/400 Pa
- ✓ Constant air flow rate
- ✓ High-lift Drain Pump
- ✓ Adjustable static pressure

Size	CN-3-XY	D56	D71	D80	D90	D112	D125	D140	D160	D200	D224	D252	D280	D335	D400	D450	D560
Cooling	Capacity kW	5.6	7.1	8	9	11.2	12.5	14	16	20	22.4	25.2	28	33.5	40	45	56
Heating	Capacity kW	6.3	8	9	10	12.5	14	16	18	22.5	25.0	26.0	31.5	38	45	56	63

FRESH AIR PROCESSING UNIT

CNFA-3-XY

VRF duct indoor unit



- ✓ 100% Fresh Air Processing Unit
- ✓ Head up to 300 Pa
- ✓ Fresh air healthiness
- ✓ Adjustable static pressure
- ✓ Supply air temperature control
- ✓ High-lift Drain Pump

Size	CNFA-3-XY	D90	D140	D160
Cooling	Capacity kW	9,0	14	16
Heating	Capacity kW	8,1	12,5	14

WALL-MOUNTED

GWMN-3-XY

VRF wall-mounted indoor unit



- ✓ Creative motor core design
- ✓ Occupancy sensor
- ✓ High efficiency and silence
- ✓ Optimised heat exchanger
- ✓ High-lift Drain Pump

Size	GWMN-3-XY	D15	D22	D28	D36	D45	D56	D71	D80
Cooling	Capacity kW	1,5	2,2	2,8	3,6	4,5	5,6	7,1	8
Heating	Capacity kW	1,7	2,4	3,2	4	5	6,3	8	9

FLOOR STANDING

DZGF3B-3-XY / DZDF4-3-XY / DZDF5-3-XY

VRF floor-standing indoor units



- ✓ High installation flexibility
- ✓ Elegant design
- ✓ Adjustable static pressure for built-in series

Size	DZGF3B-3-XY		D22	D28	D36	D45	D56	D71	D80
Cooling	Capacity	kW	2,2	2,8	3,6	4,5	5,6	7,1	8
Heating	Capacity	kW	2,4	3,2	4	5	6,3	8	9
Size	DZDF4-3-XY		D22	D28	D36	D45	D56	D71	D80
Cooling	Capacity	kW	2,2	2,8	3,6	4,5	5,6	7,1	8
Heating	Capacity	kW	2,4	3,2	4	5	6,3	8	9
Size	DZDF5-3-XY		D22	D28	D36	D45	D56	D71	D80
Cooling	Capacity	kW	2,2	2,8	3,6	4,5	5,6	7,1	8
Heating	Capacity	kW	2,4	3,2	4	5	6,3	8	9

CEILING & FLOOR

DDLC-3-XY

VRF floor and ceiling indoor units

VRF



- ✓ High installation flexibility
- ✓ Wide-Angle Swing
- ✓ Optimised air distribution

Size	DDLC-3-XY		D36	D45	D56	D71	D80	D90	D100	D112	D125	D140
Cooling	Capacity	kW	3,6	4,5	5,6	7,1	8	9	10	11,2	12,5	14
Heating	Capacity	kW	4	5	6,3	8	9	10	11,2	12,5	14	15

HIGH TEMPERATURE HYDRO MODULE

HWM-2-XMi



- ✓ Hot water production up to 80 °C thanks to R134a cascade circuit
- ✓ Management of multiple modules possible
- ✓ Maximum application flexibility
- ✓ Extreme compactness and lightness
- ✓ Maximum efficiency thanks to heat recovery technology
- ✓ Many advanced functions
- ✓ Practical contacts for external component management and logic realisation

Size	HWM-2-XMi		140
Heating	Capacity	kw	14

Air renewal

HRV

HRV-3

Enthalpic recuperator



- ✓ CO2 sensor on board standard unit for automatic ventilation control depending on CO2 concentration detected in the room
- ✓ G4 filter included, F7 available as accessory
- ✓ Intelligent input/output contacts for practical field logic (input on/off and forcing operation with negative pressure, alarm output, fan status and pre-heating activation)
- ✓ Multiple advanced control functions (CO2 concentration mode, interlocking with VRF indoor units, weekly scheduling, enable pre-heating if required, group control of up to 16 units)

Size	HRV-3	D200	D300	D400	D500	D800	D1000	D1500	D2000
Nominal air flow	m³/h	200	300	400	500	800	1000	1500	2000

HRV-DX-2

HRV-DX-2-XMi

Enthalpic recuperator + DX battery



- ✓ Bioxigen purification system included as standard
- ✓ F9 filters on the fresh air section and G3 on the return air section
- ✓ 3-speed DC fan
- ✓ Pre-heating electrical heater available as an accessory for cold climates
- ✓ Bypass for free cooling
- ✓ Return air temperature control

Size	HRV-DX-2-XMi	D500	D1000
Nominal air flow	m³/h	500	1000

HRV-DXL-2

HRV-DXL-2-XMi

Enthalpic recuperator + DX battery


















- ✓ Bioxigen purification system available as configured
- ✓ F7 filters on the renewal section and M5 on the recovery section
- ✓ 3-speed DC fan
- ✓ Pre-heating electric heater available as configured for cold climates
- ✓ Bypass for free cooling
- ✓ Return air temperature control

Size	HRV-DXL-2-XMi	D1500	D2300	D3100
Nominal air flow	m³/h	1500	2300	3100

VRF

Control systems

	Type	Name	Compatibility	Image
Remote controllers	Infrared remote controls	RM12F1	IDU V8	
	Control wired	WDC3-86S / WDC3-86T / WDC3-120T	IDU V8	
Centralized Control	Advanced Centralized Controllers	TC3-10.1	FULL V8	
		CCM-180/WS / CCM270A/WS	V8 ↔ V6	
Network controls and gateways	Data Cloud Converter	CCM-15(A) / GW3-CLOUD	V8 ↔ V6	
	Network Control System	Software ed Hardware IMMPRO2	FULL V8	
		Software ed Hardware IMMPRO	V8 ↔ V6	
	BMS integration (Gateways)	BACnet Gateway GW3-BAC	FULL V8	
		BACnet Gateway IMMP-BAC(A)	V8 ↔ V6	
		LonWorks Gateway GW3-LON	FULL V8	
		LonWorks Gateway GW-LON / GW-LON(A)	V8 ↔ V6	
		ModBus Gateway GW3-MOD	FULL V8	
		ModBus Gateway GW-MOD(A)	V8 ↔ V6	
	Konnex Gateway GW3-KNX	Konnex Gateway GW3-KNX	IDU V8	
Konnex Gateway GW-KNX(A)		IDU V6		

VRF

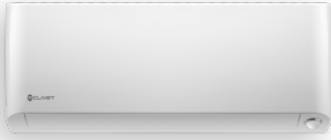


SINGLE Split

STELVIO

IH2-Y

SINGLE Split with hiwall indoor unit



- ✓ Smart management as standard: via smartphone with the NetHome Plus App and voice control setup with Amazon Alexa and Google Assistant
- ✓ Extremely extended operating ranges: Heating $-30^{\circ}\text{C} \div +30^{\circ}\text{C}$; Cooling $-15^{\circ}\text{C} \div +50^{\circ}\text{C}$
- ✓ Humidity management: the unit dehumidifies according to the customer's humidity setting
- ✓ Evolution of comfort thanks to 'Intelligent Eye' sensor

Set			IH2-Y	27M	35M
Capacità di raffrescamento	Nominale (Min.÷Max.)		Btu/h	9.000 (3.400÷14.200)	12.000 (3.500÷16.400)
Capacità di riscaldamento	Nominale (Min.÷Max.)		Btu/h	14.000 (2.600÷23.900)	14.500 (2.600÷24.600)
Efficienza stagionale ¹	Raffrescamento	Classe energetica	-	A+++	A+++
		SEER	-	9,20	9,20
	Riscaldamento	Classe energetica	-	A+++	A+++
	Condizioni climatiche medie	SCOP	-	5,30	5,30

CERVINO

IEA1-P

SINGLE Split with hiwall indoor unit



- ✓ R290 technology: combining high performance with maximum respect for the environment
- ✓ ALTO Panel Design with strong but elegant lines, in matt finish with contrasting logo
- ✓ Smart management as standard: via smartphone with the NetHome Plus App and voice control setup with Amazon Alexa and Google Assistant

Set			IEA1-P	27M	35M
Capacità di raffrescamento	Nominale (Min.÷Max.)		Btu/h	9.000 (3.500÷11.000)	12.000 (4.700÷14.700)
Capacità di riscaldamento	Nominale (Min.÷Max.)		Btu/h	11.000 (3.600÷13.000)	11.500 (3.600÷15.000)
Efficienza stagionale ¹	Raffrescamento	Classe energetica	-	A+++	A+++
		SEER	-	8,80	8,50
	Riscaldamento	Classe energetica	-	A++	A++
	Condizioni climatiche medie	SCOP	-	4,60	4,60

CRISTALLO 2

IMA1-Y

SINGLE Split with hiwall indoor unit



- ✓ ALTO Panel Design with strong but elegant lines, in matt finish with contrasting logo
- ✓ Purification filter: active against odours, dust, VOC, pollen, spores, bacteria
- ✓ Smart management as standard: via smartphone with the NetHome Plus App and voice control setup with Amazon Alexa and Google Assistant
- ✓ SINGLE Split/MULTI Split compatible

Set			IMA1-Y	27M	35M	53M	70M
Capacità di raffreddamento	Nominale (Min.-Max.)		Btu/h	9.000	12.000	18.000	20.100
				(3.500÷11.000)	(4.700÷14.700)	(11.570÷20.100)	(7.200÷28.000)
Capacità di riscaldamento	Nominale (Min.-Max.)		Btu/h	10.000	13.000	18.400	22.700
				(2.800÷11.500)	(3.640÷15.000)	(10.600÷20.000)	(5.300÷28.000)
Efficienza stagionale ¹	Raffreddamento	Classe energetica	-	A+++	A+++	A++	A++
		SEER	-	8,80	8,50	7,00	6,40
	Riscaldamento	Classe energetica	-	A++	A++	A+	A+
		Condizioni climatiche medie	SCOP	-	4,60	4,60	4,00

EZCOOL

ILA1-Y

SINGLE Split with hiwall indoor unit



- ✓ Silent operation with low power consumption
- ✓ Option of Smart management: via smartphone with the NetHome Plus App and set up for voice control with Amazon Alexa and Google Assistant
- ✓ SINGLE Split/MULTI Split compatible

Set			ILA1-Y	27M	35M	53M	70M
Capacità di raffreddamento	Nominale (Min.-Max.)		Btu/h	9.000	12.000	18.000	20.070
				(3.100÷11.600)	(3.800÷14.200)	(11.570÷20.130)	(7.200÷28.000)
Capacità di riscaldamento	Nominale (Min.-Max.)		Btu/h	10.000	13.000	18.400	22.730
				(2.800÷11.500)	(3.700÷14.400)	(10.580÷19.960)	(5.300÷28.000)
Efficienza stagionale ¹	Raffreddamento	Classe energetica	-	A++	A++	A++	A++
		SEER	-	6,20	6,10	7,00	6,40
	Riscaldamento	Classe energetica	-	A+	A+	A+	A+
		Condizioni climatiche medie	SCOP	-	4,00	4,00	4,00

SPLIT

MULTISplit & LIGHT COMMERCIAL

ODU-SM 2

MU2-Y

Outdoor unit for MULTISplit systems



- ✓ From 1 up to 5 connectable indoor units, also of different types
- ✓ Rapid installation: automatic correction of the connection errors
- ✓ Extremely extended operating ranges: Heating -15°C ÷ +24°C; Cooling -15°C ÷ +50°C

Outdoor unit			MU2-Y	41M	53M	61M	79M	82M	105M	125M
Connectable Indoor Units	Min=Max		-	1÷2 (DUAL)	1÷2 (DUAL)	1÷3 (TRIPLE)	1÷3 (TRIPLE)	1÷4 (QUADRI)	1÷4 (QUADRI)	1÷5 (PENTA)
capacity	Nominal			14.000	18.000	21.000	27.000	28.000	36.000	42.000
Cooling	(Min=Max)			(5.000÷16.500)	(7.600÷19.000)	(6.800÷22.500)	(10.200÷29.000)	(7.000÷33.600)	(7.000÷36.000)	(10.800÷42.000)
Seasonal efficiency	Raffrescamento	Classe energetica	-	A++	A++	A++	A++	A++	A++	A++
		SEER	-	6,90	6,30	6,70	6,10	7,20	6,50	6,10
Heating capacity	Nominal			15.000	19.000	22.000	28.000	30.000	37.000	42.000
		(Min=Max)		(5.500÷16.500)	(8.000÷19.200)	(4.900÷22.800)	(7.500÷29.000)	(8.000÷36.000)	(8.000÷38.000)	(11.500÷42.000)
Seasonal efficiency	Riscaldamento	Classe energetica	-	A+	A+	A+	A+	A+	A+	TO
		SCOP	-	4,00	4,00	4,00	4,00	4,01	4,00	3,80

BOX 2 650x650

IB3-XY

Indoor unit Cassette



- ✓ MULTISplit/Light Commercial compatible
- ✓ Compact design for standard 60x60cm modules
- ✓ Integrated condensate drain pump, 750 mm H2O head
- ✓ Predisposition to operate with a fresh air fraction

Set			IB3-XY	35M	53M
Cooling capacity	Nominal (Min.=Max.)		Btu/h	12.000 (2.900÷14.000)	18.000 (9.900÷19.000)
Heating capacity	Nominal (Min.=Max.)		Btu/h	13.000 (1.600÷14.700)	19.000 (8.100÷20.800)
Seasonal efficiency	Cooling	Energy class	-	A++	A++
		SEER	-	6,10	6,10
	Heating	Energy class	-	A+	A+
		Average season	SCOP	-	4,00

BOX 2 950x950

IA3-XY

Indoor unit Cassette



- ✓ Air delivery 360°.
- ✓ Integrated condensate drain pump, 1000 mm H₂O head.
- ✓ Provision for working with a fraction of fresh air.
- ✓ Possibility of installation in TWIN configuration.

Set			IA3-XY	70M	88M	105M	120M	105T	140T	160T
Cooling capacity	Nominal (Min.÷Max.)	Btu/h		24.000	30.000	36.000	41.000	36.000	48.000	52.000
				(11.270÷27.000)	(7.600÷32.000)	(9.200÷39.000)	(10.000÷42.000)	(9.200÷39.000)	(12.000÷54.000)	(14.000÷57.000)
Heating capacity	Nominal (Min.÷Max.)	Btu/h		26.000	32.000	38.000	46.000	38.000	55.000	62.000
				(9.600÷30.500)	(9.200÷33.200)	(9.500÷42.000)	(11.500÷48.000)	(9.500÷43.200)	(14.000÷59.000)	(15.000÷68.000)
Seasonal efficiency	Cooling	Energy class	-	A++	A++	A++	A++	A++	A++	A++
		SEER	-	6,10	6,10	6,10	6,10	6,10	6,10	6,10
	Heating	Energy class	-	A+	A+	A+	A+	A+	A+	A+
		Average season	SCOP	-	4,00	4,00	4,00	4,00	4,00	4,00

DUCT 2

ID3-XY

Ductable indoor unit



- ✓ MULTISplit/Light Commercial compatible
- ✓ Constant airflow function: the fan adapts the static pressure to the pressure drops
- ✓ Air return from the back or from below modifiable directly from the building site
- ✓ Integrated condensate drain pump, 750 mm H₂O head

Set			ID3-XY	35M	53M	70M	88M	105M	120M	105T	140T	160T
Cooling capacity	Nominal (Min.÷Max.)	Btu/h		12.000	18.000	24.000	30.000	36.000	41.000	36.000	48.000	52.000
				(1.800÷13.600)	(8.700÷20.000)	(11.200÷27.800)	(7.600÷33.600)	(9.400÷38.000)	(10.000÷42.000)	(9.300÷40.200)	(12.000÷53.000)	(14.000÷59.000)
Heating capacity	Nominal (Min.÷Max.)	Btu/h		13.000	19.000	26.000	32.000	40.000	46.000	40.000	55.000	62.000
				(3.400÷15.000)	(7.500÷21.000)	(9.600÷29.000)	(9.200÷34.200)	(9.500÷43.600)	(11.500÷48.000)	(9.500÷43.800)	(14.000÷62.000)	(15.000÷70.000)
Seasonal efficiency	Cooling	Energy class	-	A++	A++	A++	A++	A++	A++	A++	A++	A++
		SEER	-	6,10	6,10	6,10	6,10	6,10	6,10	6,10	6,10	6,10
	Heating	Energy class	-	A+	A+	A+	A+	A+	A+	A+	A+	A+
		Average season	SCOP	-	4,00	4,00	4,00	4,00	4,00	4,00	4,00	4,00

SPLIT

CONSOLE 3

IC3-Y

Console indoor unit



- ✓ MULTISplit/Light Commercial compatible
- ✓ Compact dimensions suitable for installation under a window
- ✓ Selection of active air outlets according to situation

Set		IC3-Y	35M	53M
Cooling capacity	Nominal (Min.=Max.)	Btu/h	12.000 (2.600÷14.500)	17.000 (9.000÷19.000)
Heating capacity	Nominal (Min.=Max.)	Btu/h	13.000 (1.550÷16.000)	18.000 (7.500÷21.500)
Seasonal efficiency	Cooling	Energy class	-	A++
		SEER	-	7,30
	Heating	Energy class	-	A+
	Average season	SCOP	-	4,00

CEILING & FLOOR 2

IF3-XY

Ceiling and floor standing indoor unit



- ✓ MULTISplit/Light Commercial compatible
- ✓ Vertical or horizontal, ceiling or floor installation
- ✓ Predisposition to operate with a fresh air fraction

Set		IF3-XY	53M	70M	105M	105T	140T	160T
Cooling capacity	Nominal (Min.=Max.)	Btu/h	18.000 (9.250÷20.000)	24.000 (11.000÷26.500)	36.000 (9.300÷39.000)	36.000 (9.300÷40.200)	48.000 (12.000÷52.000)	54.000 (14.000÷57.000)
Heating capacity	Nominal (Min.=Max.)	Btu/h	19.000 (8.300÷21.500)	26.000 (9.300÷28.300)	40.000 (9.600÷43.600)	40.000 (9.500÷43.600)	55.000 (14.000÷58.000)	62.000 (15.000÷67.000)
Seasonal efficiency	Cooling	Energy class	-	A++	A++	A++	A++	A++
		SEER	-	6,10	6,10	6,10	6,10	6,10
	Heating	Energy class	-	A+	A+	A+	A+	A+
	Average season	SCOP	-	4,00	4,00	4,00	4,00	4,00

SPLIT



Digital Solutions

CONTROL4 NRG

Comfort and energy assistant for Clivet Smart Living



- ✓ Intelligent coordination of all Clivet devices such as heat pumps, fan coils, air renewal and air purification systems for optimal comfort;
- ✓ Dynamic energy management through Smart Living logics towards energy independence
- ✓ Simultaneous and independent comfort management of up to 24 climate areas
- ✓ Temperature management, humidity control, air quality monitoring;
- ✓ Comfort management from anywhere, always connected with the Clivet Eye App
- ✓ Integration with the KNX (Konnex) system provides area comfort control using KNX thermostats

INTELLIPLANT

Optimisation system for centralised hydronic systems



- ✓ Control and optimisation of heat pumps in centralised systems
- ✓ Backup boiler management
- ✓ Central heating plant and individual user consumption metering
- ✓ Housing unit management with Control4 NRG
- ✓ Local and remote management by administrators via cloud connection
- ✓ Multi-site platform for the remote management of different systems located across the country

INTELLIPLANT CORE

Optimisation system for centralised hydronic systems



- ✓ Control and optimisation of heat pumps in centralised systems
- ✓ Backup boiler management
- ✓ Central heating plant and individual user consumption metering
- ✓ Housing unit management with Control4 NRG
- ✓ Local and remote management by administrators via cloud connection
- ✓ Multi-site platform for the remote management of different systems located across the country

INTELLIAIR

Plant supervision system
air-conditioning



- ✓ Local and remote visibility via dedicated Cloud platform
- ✓ Ventilation optimisation with air quality acquisition
- ✓ Advanced scheduler for the activation of energy profiles
- ✓ Diagnostic survey system for preventive maintenance management
- ✓ Integration with BMS/BAS for alarm notification and supervision

SINERGY

CEC-S 5K + CEC-S B 5K

Electric storage system - Single-phase version



- ✓ 5 kW single-phase 230Vac hybrid inverter
- ✓ Modular system with up to 4 storage tanks for capacities of 5/10/15/20 kWh
- ✓ Dual MPPT input for 6.5 kW photovoltaic system
- ✓ On-grid function and integrated 5 kW back-up output for connecting loads in the event of a power failure
- ✓ Anti-islanding protection system
- ✓ 10,000 charging / discharging cycles
- ✓ Extended operating range from -25 °C to +60 °C
- ✓ IP65 protection rating

Sinergy - trifase

CEC-T 10K + CEC-S B 5K

Electric storage system - Three-phase version



- ✓ 10 kW three-phase 400Vac hybrid inverter
- ✓ Modular system with up to 8 water tanks for capacities of 10/20/30/40 kWh
- ✓ Dual MPPT input for 20 kW photovoltaic system
- ✓ On-grid function and integrated 10 kW back-up output for connecting loads in the event of a voltage failure
- ✓ «Anti-islanding» protection system
- ✓ 10,000 charging / discharging cycles
- ✓ Extended operating range from -25 °C to +60 °C
- ✓ IP65 protection rating

Digital Solutions

CLIVET EYE


Monitoring and diagnostic survey system for remote management of Clivet units and systems



- ✓ App and PC control of all elements connected to Clivet Smart Living
- ✓ Display of system energy data
- ✓ Display of any malfunctions of individual air conditioning control system elements
- ✓ Accessible from App and web browser via PC
- ✓ App available on Android and iOS platforms

HID-TConnect²

Chronothermostat with temperature control and management via App / Voice control



- ✓ Touch-screen management via a thermostat, via App from your smartphone, via Alexa / Google Home with voice-activated control
- ✓ Manages the mode change or call in two areas (with the SwitchConnect accessory)
- ✓ Can be connected via Wi-Fi to create a wireless system (with the SwitchConnect accessory)
- ✓ Limiting set-point, for installation in B&B or hotel rooms

Clivet, in compliance with Regulation 517/2014, informs that its products contain or function with the use of fluorinated greenhouse gases: R-32 (GWP 675), R-410A (GWP 2087,5), R-134a (GWP 1430) and R-407C (GWP 1773,85), R-513A (GWP 631), R-1234ze (GWP 7).

Data contained in this catalogue are not binding and may be changed by the Manufacturer without notice.
No part of this publication may be reproduced.
Updated data available on www.clivet.com

