

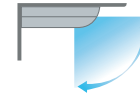
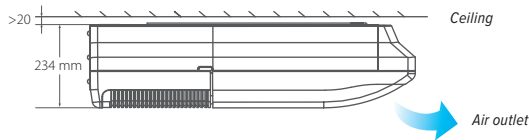
CEILING & FLOOR

DDLC-3-XY D36 ÷ D140



FLEXIBILITY

A sleek design suits installation either on the ceiling or floor, providing flexibility to accommodate a wide range of room designs.



The unit can be installed either horizontally on the ceiling or vertically against the wall.


WIDE-ANGLE SWING

The 5-steps louver control combined with 7 available fan speeds, allow the unit to fit to any room size and ensure that full-room cooling and heating coverage is achieved.



INCREASED COMFORT

Thanks to DC fan motor and optimized design, power consumption is reduced up to -80% and sound power level -5 db(A) on average compared to previous generation.



technical data

DDLC-3-XY D36÷D80



CEILING & FLOOR

Size	DDLC-3-XY	D36	D45	D56	D71	D80	
Cooling ⁽¹⁾	Capacity	kW	3,6	4,5	5,6	7,1	8
	Power input	W	16	24	40	42	56
Heating ⁽²⁾	Capacity	kW	4	5	6,3	8	9
	Power input	W	16	24	40	42	56
Pipe connections	Liquid	mm	Ø 6,35	Ø 6,35	Ø 6,35	Ø 9,53	Ø 9,53
	Gas	mm	Ø 12,7	Ø 12,7	Ø 12,7	Ø 15,9	Ø 15,9
	Drain pipe	mm	OD Ø 25	OD Ø 25	OD Ø 25	OD Ø 25	OD Ø 25
Dimensions (Width x Height x Depth) ⁽⁵⁾	mm	1069x674x234	1069x674x234	1069x674x234	1284x674x234	1284x674x234	
Weight	kg	24,7	24,7	24,7	29,8	29,8	
Airflow rate ⁽³⁾	m ³ /h		564/539/514	712/674/637	927/883/840	1128/1062/1024	1300/1218/1138
			/492/467	/603/565	/794/751	/926/860	/1057/982
			/445/424	/531/500	/707/665	/791/729	/904/824
Sound pressure level ⁽³⁾⁽⁴⁾	dB(A)		32/30/29	36/35/34	43/41/40	43/40/39	45/44/42
			/28/27/26/25	/33/32/31/30	/38/36/34/33	/37/35/34/33	/40/38/36/34
Sound power level ⁽³⁾⁽⁴⁾	dB(A)		43/42/40	47/45/45	54/53/51	54/53/52	55/53/51
			/39/38/38/37	/43/42/41/40	/50/48/47/45	/51/49/48/48	/50/49/46/44
Power supply	V/Ph/Hz	220-240/1~/50					

(1) Indoor temperature 27°C DB/19°C WB; Outdoor temperature 35°C DB/24°C WB; Piping length: Interconnecting piping length is 7,5 m, level difference is zero.

(2) Indoor temperature 20°C DB/15°C WB; Outdoor temperature 7°C DB/6°C WB. Piping length: Interconnecting piping length is 7,5 m, level difference is zero.

(3) Data refer to the 7 fan speeds, in descending order.

(4) Sound values are measured in a semi-anechoic room, at a position 1.4m below the unit.

(5) Unit body dimensions given are the largest external dimensions of the unit, excluding the size of the installation lug and connecting copper pipe.



CEILING & FLOOR

Size	DDL3-XY	D90	D100	D112	D125	D140	
Cooling ⁽¹⁾	Capacity	kW	9	10	11,2	12,5	14
	Power input	W	75	50	65	95	140
Heating ⁽²⁾	Capacity	kW	10	11,2	12,5	14	16
	Power input	W	75	50	65	95	140
Pipe connections	Liquid	mm	Ø 9,53	Ø 9,53	Ø 9,53	Ø 9,53	Ø 9,53
	Gas	mm	Ø 15,9	Ø 15,9	Ø 15,9	Ø 15,9	Ø 15,9
	Drain pipe	mm	OD Ø 25	OD Ø 25	OD Ø 25	OD Ø 25	OD Ø 25
Dimensions (Width x Height x Depth) ⁽⁵⁾	mm	1284x674x234	1649x674x234	1649x674x234	1649x674x234	1649x674x234	
Weight	kg	29,8	36,4	36,4	36,4	36,4	
Airflow rate ⁽³⁾	m ³ /h	1480/1397/1302	1497/1469/1296	1648/1530/1469	2012/1879/1772	2206/2070/1937	
		/1218/1138 /1056/979	/1200/1104 /1015/918	/1292/1178 /1067/956	/1649/1531 /1469/1285	/1810/1677 /1516/1402	
Sound pressure level ⁽³⁾⁽⁴⁾	dB(A)	48/47/49	42/40/39	44/42/41	49/48/46	51.5/50/48	
		/44/42/40/37	/37/35/33/32	/39/37/35/33	/44/42/40/38	/46/44/42/40	
Sound power level ⁽³⁾⁽⁴⁾	dB(A)	58/57/55	54/53/51	56/54/53	60/59/58	63/62/60	
		/54/52/50/49	/50/48/46/44	/51/49/47/45	/56/54/53/51	/58/56/54/53	
Power supply	V/Ph/Hz						

(1) Indoor temperature 27°C DB/19°C WB; Outdoor temperature 35°C DB/24°C WB; Piping length: Interconnecting piping length is 7,5 m, level difference is zero.
 (2) Indoor temperature 20°C DB/15°C WB; Outdoor temperature 7°C DB/6°C WB. Piping length: Interconnecting piping length is 7,5 m, level difference is zero.
 (3) Data refer to the 7 fan speeds, in descending order.

(4) Sound values are measured in a semi-anechoic room, at a position 1.4m below the unit.
 (5) Unit body dimensions given are the largest external dimensions of the unit, excluding the size of the installation lug and connecting copper pipe.

accessories

- RM12F1 Infrared remote control
- WDC3-86S Simplified wired controller
- WDC3-86T Compact wired controller
- WDC3-120T Wired controller