QUICK GUIDE

AIR HANDLING UNIT DATA AND DIMENSIONS

GOLD | SILVER | GLOBAL | ESENSA |
COMPACT Air | SERENITY | MURAL | CASA

Swegon

			INSTALLATION POSSIBILITIES			COOLING / HEATING POSSIBILITIES				
	HEAT EXCHANGER	FUNC-TIONS & OPTIONS	OUT-DOOR	CEILING MOUNTING	CONNEC-TION	PRE HEATING	POST HEATING	POST COOLING	INTEGRATED HEAT PUMP	CERTIFICATIONS
GOLD / SILVER RX/RX Top	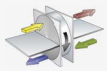	●●●	✓		⇆ ⇅	✓	✓	✓		
GOLD RX/HC GOLD RX/C	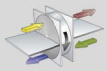	●●●	✓		⇆ ⇅	✓	✓	✓	✓	
GOLD / SILVER PX/PX Top	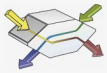	●●●	✓		⇆ ⇅	✓	✓	✓		
GOLD / SILVER CX		●●●	✓		⇆	✓	✓	✓		
GOLD / SILVER SD		●●	✓		⇆	✓	✓	✓		
GLOBAL RX/RX Top	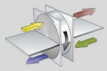	●●	✓		⇆ ⇅		✓	✓		
GLOBAL PX/PX Top	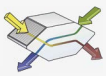	●●	✓		⇆ ⇅	✓	✓	✓		
GLOBAL PX LP	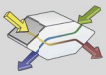	●●		✓	⇆	✓	✓	✓		
GLOBAL SD		●	✓		⇆		✓	✓		
ESENSA PX Top	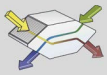	●●			⇅	✓	✓	✓		
ESENSA RX Top	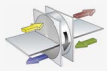	●●			⇅		✓	✓		
ESENSA Flex	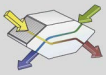	●●	✓		⇆	✓	✓	✓		
MURAL	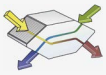	●●	✓		⇆ ⇅	✓	✓	✓		
COMPACT Air	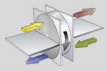	●			⇅		✓			
SERENITY PX	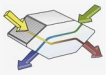	●		✓	⇆ ⇅	✓	✓	✓		
CASA R	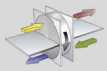	●●●		✓	⇆ ⇅	✓	✓	✓		
CASA W	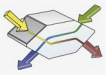	●●●			⇅	✓	✓	✓		

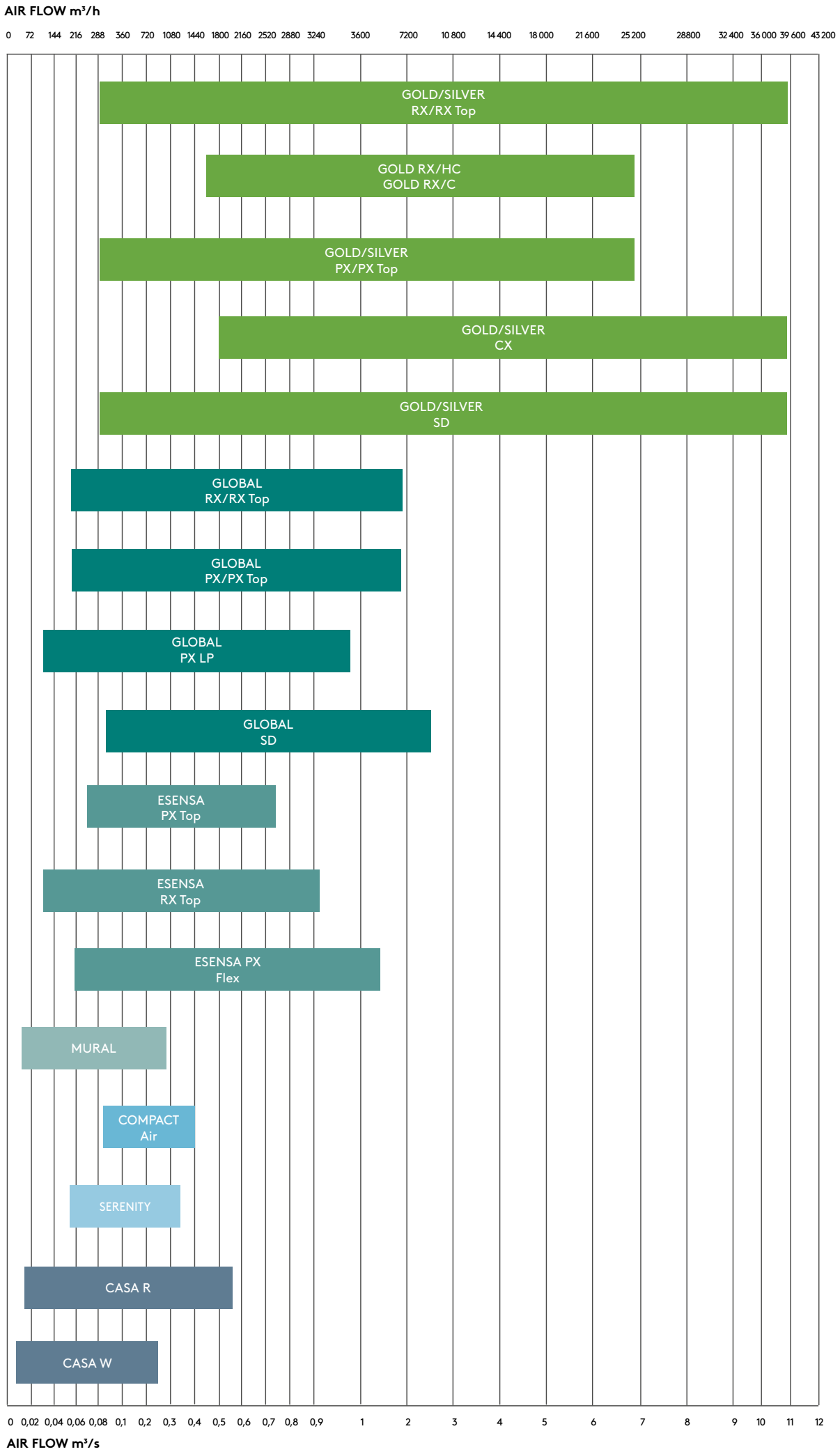
AIR FLOW m³/h
0 72 144 216 288 360 720 1080 1440 1800 2160 2520 2880 3240 3600 7200 10 800 14 400 18 000 21 600 25 200 28800 32 400 36 000 39 600 43 200
GOLD/SILVER RX/RX Top
GOLD RX/HC GOLD RX/C
GOLD/SILVER PX/PX Top
GOLD/SILVER CX
GOLD/SILVER SD
GLOBAL RX/RX Top
GLOBAL PX/PX Top
GLOBAL PX LP
GLOBAL SD
ESENSA PX Top
ESENSA RX Top
ESENSA PX Flex
MURAL
COMPACT Air
SERENITY
CASA R
CASA W
0 0,02 0,04 0,06 0,08 0,1 0,2 0,3 0,4 0,5 0,6 0,7 0,8 0,9 1 2 3 4 5 6 7 8 9 10 11 12
AIR FLOW m³/s

GOLD/SILVER RX/RX Top

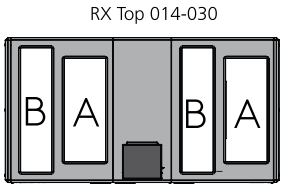

	Ecodesign		SFP 1,5 150 Pa		SFP 2,0 200 Pa		Connections		Dimensions				Longest section	
Size	Air flow (m³/h)	Air flow (m³/s)	Air flow (m³/h)	Air flow (m³/s)	Air flow (m³/h)	Air flow (m³/s)	Duct connection (mm)[3]	Power connection	L (mm)	W (mm)	H (mm)	Weight (kg)	L1 (mm)	Weight (kg)
004	290 - 1620	0,08 - 0,5	1356	0,4	1620	0,5	Ø 315	1 x 230V, 10A[2]	1499 /1799[1]	825	1020	234 - 335	1499/617[1]	88 - 112
005	290 - 1960	0,08 - 0,5	1356	0,4	1800	0,5	Ø 315	1 x 230V, 10/16A[2]	1499/ 1799[1]	825	1020	234 - 335	1499/617[1]	88 - 112
007	290 - 2700	0,08 - 0,8	2196	0,6	2700	0,8	Ø 400	1 x 230V, 10/16A[2]	1619/ 1860[1]	995	1185	281 - 412	1619/647[1]	103 - 138
008	720 - 3110	0,2 - 0,9	2310	0,6	2925	0,8	Ø 400	1 x 230V, 16A[2]	1619/1860[1]	995	1185	295 - 420	1619/647[1]	110 - 142
011	720 - 3960	0,2 - 1,1	3259	0,9	3960	1,1	Ø 500	1 x 230V, 16A[2]	1859	1199	1395	427 - 527	647	135 - 175
012	720 - 4390	0,2 - 1,2	3463	1,0	4341	1,2	Ø 500	3 x 400V, 10A	1859	1199	1395	450 - 554	647	146 - 189
014	720 - 5940	0,2 - 1,7	5400	1,5	5940	1,7	1000 x 400	3 x 400V, 10A	2080	1400	1651	572 - 746	758	190 - 264
014+	720 - 5940	0,2 - 1,7	5940	1,7	5940	1,7	1000 x 400	3 x 400V, 10A	2080	1540	1651	612 - 799	758	190 - 264
020	1080 - 6560	0,3 - 1,8	5760	1,6	7200	2,0	1000 x 400	3 x 400V, 10/16A	2080	1400	1651	572 - 746	758	190 - 264
020+	1080 - 7560	0,3 - 2,1	6840	1,9	7560	2,1	1000 x 400	3 x 400V, 10/16A	2080	1540	1651	612 - 799	758	190 - 264
025	1080 - 8600	0,3 - 2,4	7560	2,1	9000	2,5	1200 x 500	3 x 400V, 10/16A	2261	1600	1911	744 - 971	848	249 - 345
025+	1080 - 9000	0, 3 - 2,5	8640	2,4	9000	2,5	1200 x 500	3 x 400V, 10/16A	2261	1777	1911	793 - 1036	848	249 - 345
030	1080 - 9000	0,5 - 2,5	7920	2,2	9720	2,7	1200 x 500	3 x 400V, 20A	2261	1600	1911	744 - 971	848	249 - 345
030+	1080 - 10440	0,5 - 2,9	9360	2,6	11520	3,2	1200 x 500	3 x 400V, 20A	2261	1777	1911	793 - 1036	848	249 - 345
035	1800 - 12900	0,5 - 3,6	10860	3,0	13069	3,6	1400 x 600	3 x 400V, 20A	2642	1990	2259	1096 - 1405	1039	377 - 504
040	2700 - 14000	0,8 - 3,9	11952	3,3	14976	4,2	1400 x 600	3 x 400V, 25/40A	2642	1990	2259	1096 - 1405	1039	377 - 504
050	2700 - 17800	0,8 - 4,9	15120	4,2	18000	5,0	1600 x 800	3 x 400V, 25/40A	2642	2318	2388	1298 - 1752	1039	444 - 630
060	3600 - 18500	1,0 - 5,1	15583	4,3	19667	5,5	1600 x 800	3 x 400V, 32/50A	2642	2318	2388	1298 - 1752	1039	444 - 630
070	3600 - 25200	1,0 - 7,0	22680	6,3	26640	7,4	1800 x 1000	3 x 400V, 32/50A	3112	2637	2740	2218 - 2649	1274	786 - 956
070+	3600 - 28800	1,0 - 8,0	25560	7,1	28800	8,0	1800 x 1000	3 x 400V, 32/50A	3343	2970	3070	2614 - 3335	1274	807 - 1070
080	5400 - 25200	1,5 - 7,0	22680	6,3	27360	7,6	1800 x 1000	3 x 400V, 50/80A	3112	2637	2740	2218 - 2649	1274	786 - 956
080+	5400 - 31320	1,5 - 8,7	27000	7,5	31320	8,7	1800 x 1000	3 x 400V, 50/80A	3343	2970	3070	2614 - 3335	1274	807 -1070
100	5400 - 37950	1,5 - 10,5	31320	8,7	38618	10,7	2400 x 1200	3 x 400V, 50/80A	3322	3340	3440	3324 - 3910	1122	1024-1104
120	9000 - 39180	2,5 - 10,9	32400	9,0	40358	11,2	2400 x 1200	3 x 400V, 80/125A	3322	3340	3440	3524 - 4128	1122	1124 - 1240
004 Top	290 - 1620	0,08 - 0,5	1215	0,3	1618	0,4	Ø 315	1 x 230V, 10A[2]	1600	825	1185	295 - 302	1600	-
005 Top	290 - 1840	0,08 - 0,5	1215	0,3	1618	0,4	Ø 315	1 x 230V, 10/16A[2]	1600	825	1185	295 - 310	1600	-
007 Top	290 - 2540	0,08 - 0,7	2028	0,6	2516	0,7	Ø 400	1 x 230V, 10/16A[2]	1720	995	1395	351 - 376	1720	-
008 Top	720 - 2770	0,2 - 0,8	2099	0,6	2610	0,7	Ø 400	1 x 230V, 16A[2]	1720	995	1395	369 - 382	1720	-
011 Top	720 - 3950	0,2 - 1,1	3186	0,9	3960	1,1	Ø 500	1 x 230V, 16A[2]	2219	1199	1395	527 - 549	827	185 - 186
012 Top	720 - 4270	0,2 - 1,2	3288	0,9	4122	1,1	Ø 500	3 x 400V, 10A	2219	1199	1395	550 - 576	827	196 - 200
014 Top	720 - 5940	0,2 - 1,7	5400	1,5	5940	1,7	1000 x 400 (A) 1200 x 300 (B)	3 x 400V, 10A	2643	1400	1651	726 - 832	1039	267 - 307
014+ Top	720 - 5940	0,2 - 1,7	5760	1,6	5940	1,7	1000 x 400 (A) 1200 x 300 (B)	3 x 400V, 10A	2643	1540	1651	766 - 885	1039	267 - 307
020 Top	1080 - 6530	0,3 - 1,8	5760	1,6	6840	1,9	1000 x 400 (A) 1200 x 300 (B)	3 x 400V, 10/16A	2643	1400	1651	726 - 832	1039	267 - 307
020+ Top	1080 - 7200	0,3 - 2,0	6480	1,8	7560	2,1	1000 x 400 (A) 1200 x 300 (B)	3 x 400V, 10/16A	2643	1540	1651	766 - 885	1039	267 - 307
025 Top	1080 - 8210	0,3 - 2,3	7560	2,1	9000	2,5	1200 x 400 (A) 1400 x 300 (B)	3 x 400V, 10/16A	2643	1600	1911	884 - 1033	1039	319 - 376
025+ Top	1080 - 9000	0,3 - 2,5	8640	2,4	9000	2,5	1200 x 400 (A) 1400 x 300 (B)	3 x 400V, 10/16A	2643	1777	1911	933 - 1098	1039	319 - 376
030 Top	1800 - 8160	0,5 - 2,3	7560	2,1	9360	2,6	1200 x 400 (A) 1400 x 300 (B)	3 x 400V, 20A	2643	1600	1911	884 - 1033	1039	319 - 376
030+ Top	1800 - 10080	0,5 - 2,8	9360	2,6	10800	3,0	1200 x 400 (A) 1400 x 300 (B)	3 x 400V, 20A	2643	1777	1911	933 - 1098	1039	319 - 376

1) Common casing/split version
2) Alt. 3 x 400V, 10A
3) Alternative full-face duct connection available (not for Top versions)

GOLD/SILVER PX/PX Top

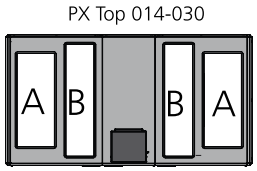

	Ecodesign		SFP 1,5 150 Pa		SFP 2,0 200 Pa		Connections		Dimensions				Longest section	
Size	Air flow (m³/h)	Air flow (m³/s)	Air flow (m³/h)	Air flow (m³/s)	Air flow (m³/h)	Air flow (m³/s)	Duct connection (mm)[3]	Power connection	L (mm)	W (mm)	H (mm)	Weight (kg)	L2 (mm)	Weight (kg)
004	290 - 2012	0,08 - 0,5	1468	0,4	1620	0,5	Ø 315	1 x 230V, 10A[2]	2333/2534[1]	901	1020	349 - 490	1300	262 - 266
005	290 - 1944	0,08 - 0,5	1620	0,5	2012	0,6	Ø 315	1 x 230V, 10/16A[2]	2333/2534[1]	901	1020	349 - 490	1300	262 - 266
007	290 - 2793	0,08 - 0,8	2356	0,7	2700	0,8	Ø 400	1 x 230V, 10/16A[2]	2503/2811[1]	1071	1185	435 - 623	1517	341 - 347
008	720 - 2844	0,2 - 0,8	2482	0,7	2980	0,8	Ø 400	1 x 230V, 16A[2]	2503/2811[1]	1071	1185	449 - 631	1517	341 - 347
011	720 - 3883	0,2 - 1,1	3367	0,9	3960	1,1	Ø 500	1 x 230V, 16A[2]	2925	1275	1395	715 - 804	1631	444 - 454
012	720 - 3993	0,2 - 1,1	3561	1,0	4320	1,2	Ø 500	3 x 400V, 10A	2925	1275	1395	736 - 832	1631	444 - 454
014	720 - 6495	0,2 - 1,7	5976	1,7	5940	1,7	1000 x 400	3 x 400V, 10A	3351	1476	1651	929 - 1049	1836	549 - 561
020	1080 - 6844	0,3 - 1,9	6768	1,9	7560	2,1	1000 x 400	3 x 400V, 10/16A	3351	1476	1651	949 - 1089	1836	549 - 561
025	1080 - 9000	0,3 - 2,5	8280	2,3	9000	2,5	1200 x 500	3 x 400V, 10/16A	3825	1746	1911	1235 - 1427	2130	737 - 761
030	1800 - 9537	0,5 - 2,6	9000	2,5	10855	3,0	1200 x 500	3 x 400V, 16/20A	3825	1746	1911	1287 - 1451	2130	737 - 761
035	1800 - 12803	0,5 - 3,6	11786	3,3	14040	3,9	1400 x 600	3 x 400V, 16/20A	4477	2136	2259	1792 - 2038	2400	1038 - 1074
040	2700-14476	0,8 - 4,0	13176	3,7	15948	4,4	1400 x 600	3 x 400V, 25/40A	4477	2136	2259	1818 - 2064	2400	1038 - 1074
040+	2700-16560	0,8-4,6	15012	4,2	17928	5,0	1400 x 600	3 x 400V, 25/40A	4507	2592	2259	2180 - 2462	2430	1426 - 1454
050+	2700-17262	0,8-4,8	16020	4,4	19188	5,3	1600 x 800	3 x 400V, 25/32A	4507	2592	2388	2290 - 2690	2430	1402 - 1430
060+	3600-18112	1,0-5,0	17280	4,8	20952	5,8	1600 x 800	3 x 400V, 32/50A	4507	2592	2388	2290 - 2690	2430	1402 - 1430
070	3600-24840	1,0-6,9	24120	6,7	27900	7,8	1800 x 1000	3 x 400V, 32/50A	5443	2783	2740	3273 - 3765	2896	2385 - 2505
080	5040-24740	1,4-6,9	24120	6,7	29050	8,1	1800 x 1000	3 x 400V, 50/80A	5443	2783	2740	3273 - 3765	2896	2385 - 2505
004 Top	290 - 2032	0,08 - 0,5	1401	0,4	1620	0,5	Ø 315	1 x 230V, 10A[2]	2534	901	1185	480 - 484	1300	262 - 266
005 Top	290 - 2032	0,08 - 0,6	1401	0,4	1736	0,5	Ø 315	1 x 230V, 10/16A[2]	2534	901	1185	480 - 492	1300	262 - 266
007 Top	290 - 2534	0,08 - 0,7	2118	0,6	2556	0,7	Ø 400	1 x 230V, 10/16A[2]	2811	1071	1395	599 - 613	1517	341 - 347
008 Top	720 - 2533	0,2 - 0,7	2152	0,6	2603	0,7	Ø 400	1 x 230V, 16A[2] 3 x 400V, 10A	2811	1071	1395	613 - 621	1517	341 - 347
011 Top	720 - 3793	0,2 - 1,1	3300	0,9	3960	1,1	Ø 500	1 x 230V, 16A[2] 3 x 400V, 10A	3285	1275	1395	814 - 826	1631	444 - 454
012 Top	720 - 3831	0,2 - 1,1	3375	0,9	4140	1,2	Ø 500	3 x 400V, 10A	3285	1275	1395	836 - 854	1631	444 - 454
014 Top	720 - 6534	0,2 - 1,7	5796	1,6	5940	1,7	1000 x 400 (A) 1200 x 300 (B)	3 x 400V, 10A	3914	1476	1651	1083 - 1131	1836	549 - 561
020 Top	1080 - 6713	0,3 - 1,9	6438	1,8	7560	2,1	1000 x 400 (A) 1200 x 300 (B)	3 x 400V, 10/16A	3914	1476	1651	1103 - 1175	1836	549 - 561
025 Top	1080 - 8331	0,3 - 2,3	7760	2,2	9000	2,5	1200 x 400 (A) 1400 x 300 (B)	3 x 400V, 10/16A	4208	1746	1911	1375 - 1489	2130	737 - 761
030 Top	1800 - 8315	0,5 - 2,3	9480	2,6	9736	2,7	1200 x 400 (A) 1 1400 x 300 (B)	3 x 400V, 16/20A	4208	1746	1911	1427 - 1513	2130	737 - 761

1) Common casing/split version
2) Alt. 3 x 400V, 10A
3) Alternative full-face duct connection available (not for Top versions)

GOLD/SILVER CX



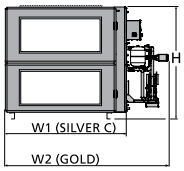

	Ecodesign		SFP 1,5 150 Pa		SFP 2,0 200 Pa		Connections		Dimensions					Sections			
Size	Air flow (m³/h)	Air flow (m³/s)	Air flow (m³/h)	Air flow (m³/s)	Air flow (m³/h)	Air flow (m³/s)	Duct connection (mm)[1]	Power connection	L (mm)	W1 (mm)	W2 (mm)	H (mm)	Weight (kg)	L1 (mm)	L1 (kg)	L2 (mm)	L2 (kg)
035	1800 - 14040	0,5 - 3,9	11580	3,2	13464	3,7	1400 x 600	3 x 400V, 20/25A	2977	2190	2890	2259	1934 - 2144	1039	377 - 482	900	1180
040	2700 - 15837	0,8 - 4,4	13234	3,7	15751	4,4	1400 x 600	3 x 400V, 32/40A	2977	2190	2890	2259	1960 - 2170	1039	390 - 495	900	1180
050	2700 - 19328	0,8 - 5,4	16009	4,4	18000	5,0	1600 x 800	3 x 400V, 32/40A	2977	2518	3259	2388	2346 - 2584	1039	444 - 563	900	1458
060	3600 - 20168	1,0 - 5,6	17169	4,8	20993	5,8	1600 x 800	3 x 400V, 40/50A	2977	2518	3259	2388	2480 - 2718	1039	511 - 630	900	1458
070	3600 - 24394	1,0 - 6,8	20957	5,8	24800	6,9	1800 x 1000	3 x 400V, 40/63A	3447	2837	3580	2740	3454 - 3704	1274	786 - 911	900	1882
080	5400 - 24830	1,5 - 6,9	21185	5,9	25586	7,1	1800 x 1000	3 x 400V, 63/80A	3447	2837	3580	2740	3508 - 3902	1274	813 - 1010	900	1882
100	5400 - 38058	1,5 - 10,6	31860	8,9	37800	10,5	2400 x 1200	3 x 400V, 50/80A	3322	3740	4283	3440	4294 - 4880	1126	1046 - 1314	1070	1101 - 1126
120	9000 - 39188	2,5 - 10,9	32760	9,1	39960	11,1	2400 x 1200	3 x 400V, 80/125A	3322	3740	4283	3440	4494 - 5152	1126	1146 - 1450	1070	1101 - 1126

1) Alternative full-face duct connection available

GOLD RX/HC
GOLD RX/C

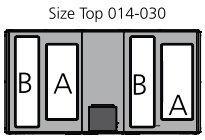

	Ecodesign		SFP 1,5 150 Pa		SFP 2,0 200 Pa		Connections		Dimensions				Longest section	
Size	Air flow (m³/h)	Air flow (m³/s)	Air flow (m³/h)	Air flow (m³/s)	Air flow (m³/h)	Air flow (m³/s)	Duct connection (mm)[2]	Power connection [1]	L (mm)	W (mm)	H (mm)	Weight (kg)	L1 (mm)	Weight (kg)
011	1620 - 3960	0,45 - 1,1	3060	0,9	3803	1,1	Ø 500	3 x 400V+N+PE 16A	2989	1199	1395	737 - 835	647	135 - 175
012	1800 - 4390	0,5 - 1,2	3168	0,9	3997	1,1	Ø 500	3 x 400V+N+PE 25A	2989	1199	1395	765 - 868	647	146 - 189
014	2700 - 5940	0,75 - 1,7	4791	1,3	5997	1,7	1000 x 400	3 x 400V+N+PE 25A	3210	1400	1651	934 - 1062	758	190 - 244
020	2700 - 9500	0,75 - 2,6	4896	1,4	6270	1,7	1000 x 400	3 x 400V+N+PE 25A	3210	1400	1651	964 - 1112	758	200 - 264
025	3420 - 8600	0,95 - 2,4	6696	1,9	7869	2,2	1200 x 500	3 x 400V+N+PE 25A	3391	1600	1911	1238 - 1426	848	249 - 333
030	3420 - 8890	0,95 - 2,5	6615	1,8	8407	2,3	1200 x 500	3 x 400V+N+PE 32A	3391	1600	1911	1300 -1460	848	275 - 345
035	5400 - 12900	1,5 - 3,6	10260	2,9	12500	3,5	1400 x 600	3 x 400V+N+PE 50A	3772	1990	2259	1664 - 1894	1039	377 - 482
040	3960 - 14000	1,1 - 3,9	11040	3,1	13560	3,8	1400 x 600	3 x 400V+N+PE 50A	3772	1990	2259	1740 - 1970	1039	390 - 495
050	5040 - 17800	1,4 - 4,9	14112	3,9	17084	4,7	1600 x 800	3 x 400V+N+PE 63A	3892	2318	2388	2138 - 2396	1039	444 - 563
060	5400 - 18500	1,5 - 5,1	14040	3,9	17600	4,9	1600 x 800	3 x 400V+N+PE 63A	3892	2318	2388	2322 - 2580	1039	511 - 630
070	7200 - 24400	2,0 - 6,8	18000	5,0	22320	6,2	1800 x 1000	3 x 400V+N+PE 63A	4362	2637	2740	3322 - 3592	1274	786 - 911
080	7560 - 24800	2,1 - 6,9	17520	4,9	22320	6,2	1800 x 1000	3 x 400V+N+PE 80A	4362	2637	2740	3426 - 3840	1274	813 - 1010
011 Top	1620 - 3950	0,45 - 1,1	3000	0,8	3706	1,0	Ø 500	3 x 400V+N+PE 16A	3349	1199	1395	837 - 867	827	185 - 186
012 Top	1800 - 4270	0,5 - 1,2	3007	0,8	3816	1,1	Ø 500	3 x 400V+N+PE 25A	3349	1199	1395	865 - 901	827	196 - 200
014 Top	2700 - 5940	0,75 - 1,7	4680	1,3	5887	1,6	1000 x 400 (A) 1200 x 300 (B)	3 x 400V+N+PE 25A	3773	1400	1651	1088 - 1156	1039	267 - 285
020 Top	2700 - 6530	0,75 - 1,8	4909	1,4	6180	1,7	1000 x 400 (A) 1200 x 300 (B)	3 x 400V+N+PE 25A	3773	1400	1651	1118 - 1210	1039	277 - 307
025 Top	3420 - 8210	0,95 - 2,3	6223	1,7	7650	2,1	1200 x 400 (A) 1400 x 300 (B)	3 x 400V+N+PE 25A	3773	1600	1911	1378 - 1507	1039	319 - 364
030 Top	3420 - 8160	0,95 - 2,3	5968	1,7	7560	2,1	1200 x 400 (A) 1400 x 300 (B)	3 x 400V+N+PE 32A	3773	1600	1911	1440 - 1541	1039	345 - 376

1) Power supply GOLD RX, see GOLD RX chart.
2) Alternative full-face duct connection available (not for Top versions)

COOL DX



COOL DX is a chiller available for end panel panel connection. For duct connection see corresponding GOLD AHU size.

Size - capacity variant	Air flow		Power connection	Dimensions				Nom. cooling capacity (kW)	Amount of refrigerant (kg)	
	m³/h	m³/s		L (mm)	W (mm)	H (mm)	Weight (kg)		Circuit 1	Circuit 2
COOL DX 008 - 1	790 - 1980	0,2 - 0,6	3 x 400V, 16A	900	995	1185	194 - 226	9.8	1.20	1.30
COOL DX 008 - 2	1080 - 2520	0,3 - 0,7	3 x 400V, 20A	900	995	1185	215 - 247	13.9	1.20	1.30
COOL DX 012 - 1	1260 - 3060	0,4 - 0,9	3 x 400V, 20A	900	1199	1395	260 - 300	15.4	1.50	1.70
COOL DX 012 - 2	1440 - 3780	0,4 - 1,1	3 x 400V, 25A	900	1199	1395	287 - 327	20.9	1.50	1.70
COOL DX 020 - 1	1620 - 3960	0,5 - 1,1	3 x 400V, 25A	900	1400	1651	247 - 291	15.4	1.20	1.50
COOL DX 020 - 2	1800 - 4680	0,5 - 1,3	3 x 400V, 25A	900	1400	1651	287 - 331	23.3	2.50	2.80
COOL DX 020 - 3	2160 - 5760	0,6 - 1,6	3 x 400V, 40A	900	1400	1651	318 - 362	31.0	2.10	2.40
COOL DX 030 - 1	2520 - 6480	0,7 - 1,8	3 x 400V, 32A	900	1600	1911	327 - 395	25.0	1.80	2.00
COOL DX 030 - 2	2880 - 7200	0,8 - 2,0	3 x 400V, 25A	900	1600	1911	379 - 447	35.8	3.00	3.20
COOL DX 030 - 3	3600 - 8640	1,0 - 2,4	3 x 400V, 40A	900	1600	1911	419 - 487	46.2	2.90	3.30
COOL DX 040 - 1	3960 - 10440	1,1 - 2,9	3 x 400V, 25A	1100	1990	2259	498 - 586	38.6	3.30	4.00
COOL DX 040 - 2	4680 - 11160	1,3 - 3,1	3 x 400V, 40A	1100	1990	2259	506 - 594	48.4	3.30	4.50
COOL DX 040 - 3	5400 - 12960	1,5 - 3,6	3 x 400V, 50A	1100	1990	2259	559 - 647	67.0	5.50	4.50
COOL DX 060 - 1	5400 - 14040	1,5 - 3,9	3 x 400V, 40A	1100	2318	2388	715 - 843	56.2	4.50	5.50
COOL DX 060 - 2	5760 - 14760	1,6 - 4,1	3 x 400V, 50A	1100	2318	2388	786 - 914	66.7	5.00	5.20
COOL DX 060 - 3	7200 - 18000	2,0 - 5,0	3 x 400V, 80A	1100	2318	2388	859 - 987	97.5	6.00	7.50
COOL DX 080 - 1	7200 - 18720	2,0 - 5,2	3 x 400V, 50A	1100	2637	2740	852 - 1004	67.0	6.60	7.30
COOL DX 080 - 2	8640 - 21600	2,4 - 6,0	3 x 400V, 80A	1100	2637	2740	979 - 1131	96.5	6.50	9.00
COOL DX 080 - 3	10080 - 25200	2,8 - 7,0	3 x 400V, 100A	1100	2637	2740	1035 - 1187	134.0	9.00	11.50

COOL DX Top

COOL DX Top is a chiller available for top panel connection. For duct connection see corresponding GOLD RX Top AHU size.

Size	GOLD RX Top Size - capacity variant	Airflow		Power connection	Dimensions				Nom. cooling capacity (kW)	Amount of refrigerant (kg)	
		m³/h	m³/s		L (mm)	W (mm)	H (mm)	Weight (kg)		Circuit 1	Circuit 2
COOL DX Top 005	GOLD RX Top 004-1	360-1440	0.10-0.40	3x400V, 16A	1600	825	650	213	6.77	0.95	1.00
	GOLD RX Top 005-1			3x400V, 20A							
	GOLD RX Top 005-2			3x400V, 25A							
COOL DX Top 008	GOLD RX Top 007-1	790-1980	0.22-0.55	3x400V, 25A	1720	995	650	269	9.31	1.15	1.20
	GOLD RX Top 007-2			3x400V, 25A							
	GOLD RX Top 008-1			3x400V, 32A							
	GOLD RX Top 008-2			3x400V, 20A							
COOL DX Top 012	GOLD RX Top 011-1	1260-3060	0.35-0.85	3x400V, 32A	2219	1199	650	332	14.8	1.60	1.70
	GOLD RX Top 011-2			3x400V, 20A							
	GOLD RX Top 012-1			3x400V, 20A							
	GOLD RX Top 012-2			3x400V, 25A							

GOLD/SILVER SD

GOLD/SILVER SD 004-012

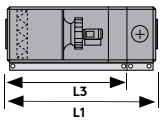

GOLD/SILVER SD 004-120

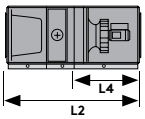

Size	Ecodesign		Connections		Dimensions									
	Air flow (m³/h)	Air flow (m³/s)	Duct connection (mm)	Power connection	L1		L2		L3		L4		W mm	H mm
					mm	kg	mm	kg	mm	kg	mm	kg		
004	290 - 1650	0,08 - 0,5	Ø 315	1 x 230V, 10A	1955	210 - 236	2364	232 - 258	1119	97- 118	809	65 - 85	825	560
005	290 - 2000	0,08 - 0,6	Ø 315	1 x 230V, 10A	1955	210 - 236	2364	232 - 258	1119	97 - 118	809	65 - 85	825	560
007	290 - 2880	0,08 - 0,8	Ø 400	1 x 230V, 10A	2049	255 - 291	2364	278 - 310	1214	115 - 145	809	79 - 100	995	643
008	720 - 3020	0,2 - 0,8	Ø 400	1 x 230V, 10A[1]	2049	262 - 295	2364	285 - 317	1214	122 - 149	809	86 - 107	995	643
011	720 - 4320	0,2 - 1,2	Ø 500	1 x 230V, 10A[1]	2239	348 - 393	2433	368 - 412	1404	164 - 203	878	109 - 138	1199	748
012	720 - 4320	0,2 - 1,2	Ø 500	3 x 400V, 10A	2239	359 - 407	2433	379 - 423	1404	175 - 217	878	120 - 149	1199	748
014	720 - 6480	0,2 - 1,8	1000 x 400	3 x 400V, 10A	-	-	2710	506 - 567	-	-	1040	148 - 191	1400	876
020	1080 - 7120	0,3 - 2,0	1000 x 400	3 x 400V, 10A	-	-	2710	516 - 587	-	-	1040	158 - 211	1400	876
025	1080 - 9400	0,3 - 2,6	1200 x 500	3 x 400V, 10A	-	-	2813	616 - 699	-	-	1144	190 - 252	1600	1006
030	1800 - 9730	0,5 - 2,7	1200 x 500	3 x 400V, 10A	-	-	2813	659 - 728	-	-	1144	216 - 264	1600	1006
035	1800 - 14040	0,5 - 3,9	1400 x 600	3 x 400V, 10A	-	-	2988	853 - 966	-	-	1253	263 - 332	1990	1180
040	2700 - 15837	0,8 - 4,4	1400 x 600	3 x 400V, 16/20A	-	-	2988	878 - 1000	-	-	1253	288 - 366	1990	1180
050	2700 - 19328	0,8 - 5,4	1600 x 800	3 x 400V, 16/20A	-	-	2988	1058 - 1190	-	-	1253	331 - 410	2318	1244
060	3600 - 20168	1,0 - 5,6	1600 x 800	3 x 400V, 16/25A	-	-	2988	1131 - 1254	-	-	1253	404 - 474	2318	1244
070	3600 - 24394	1,0 - 6,8	1800 x 1000	3 x 400V, 16/25A	-	-	3447	1494 - 1633	-	-	1325	496 - 578	2637	1420
080	5400 - 24830	1,5 - 6,9	1800 x 1000	3 x 400V, 25/40A	-	-	3447	1521 - 1678	-	-	1325	523 - 633	2637	1420
100	5400 - 38058	1,5 - 10,6	2400 x 1200	3 x 400V, 25/40A	-	-	3322	2133 - 2372	-	-	1681[2] 1181[3]	861 - 937[2] 644 - 720[3]	3340	1720
120	9000 - 39188	2,5 - 10,9	2400 x 1200	3 x 400V, 40/63A	-	-	3322	2233 - 2481			1681[2] 1181[3]	961 - 1046[2] 744 - 829[3]	3340	1720

1) Alt. 3 x 400V, 10A
2) GOLD 100/120
3) SILVER 100/120

Outdoor air · Supply air · Extract air · Exhaust air · Right version · Left version

Alternatives are illustrated as outlined arrows.

GOLD/SILVER RX

RX 004-008

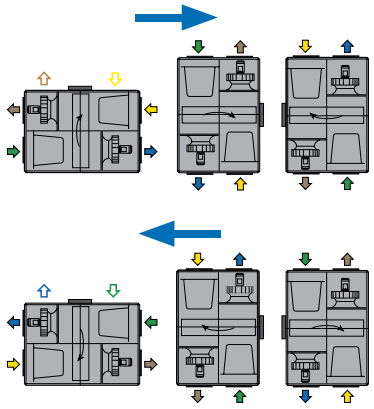

RX Top 004-012

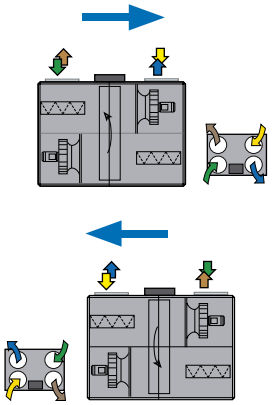

RX 004-120 (split) *004-080

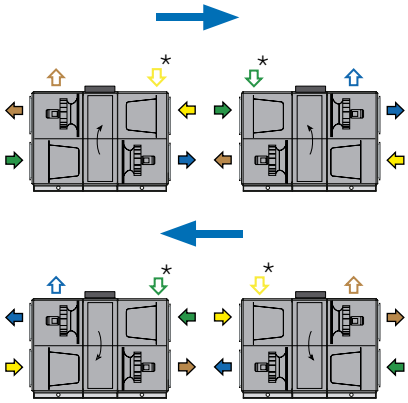

RX Top 014-030

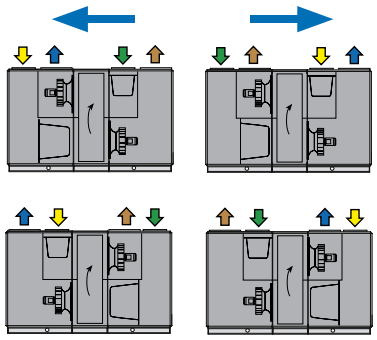

RX 014-030 Combinations

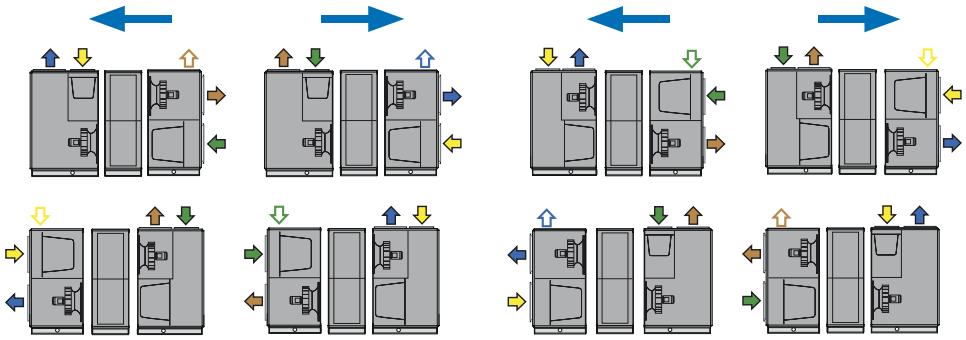

GOLD/SILVER PX

PX 004-040

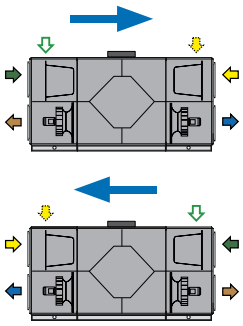

PX Top 004-008

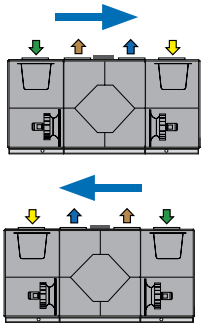

PX Top 011-030

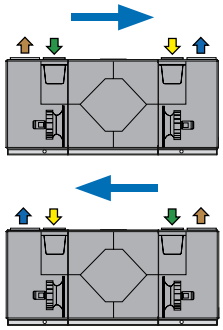

PX 004-008 Combinations

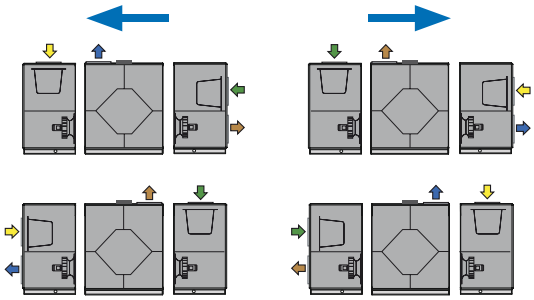

PX 011-030 Combinations

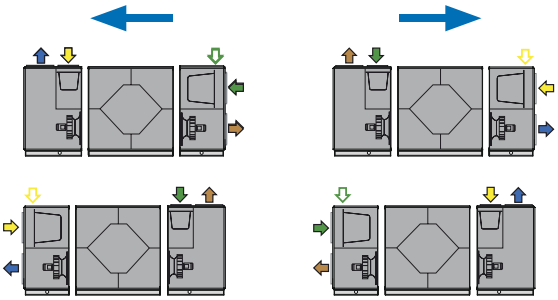

Outdoor air Supply air Extract air Exhaust air Right version Left version

Alternatives are illustrated as outlined arrows.

GOLD/SILVERX

CX 035-120 *011-080

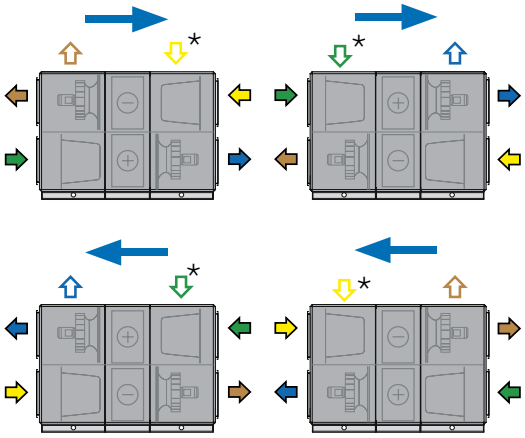

CX 100-120

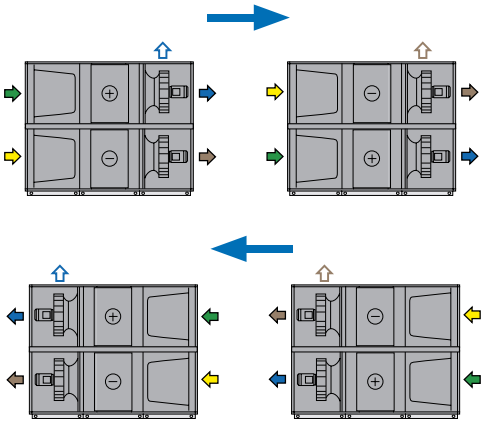

GOLD RX/HC, GOLD RX/C

RX/HC 011-030

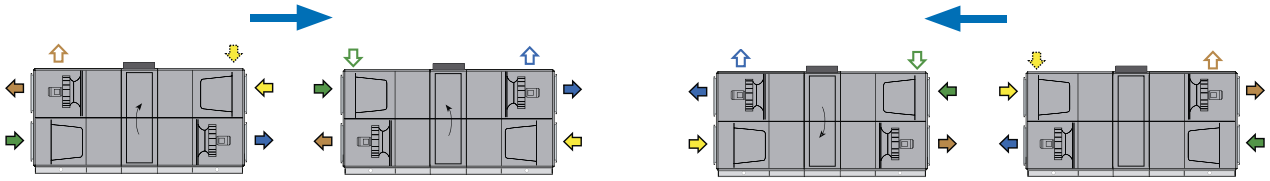

GOLD/SILVER SD

SD 004-008 SD

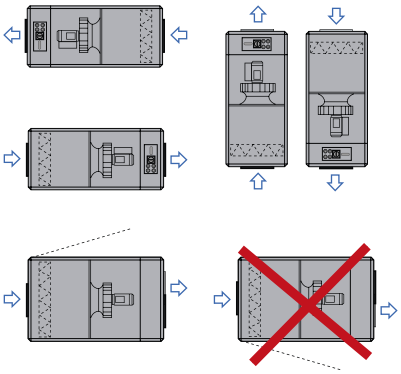

SD 011-012

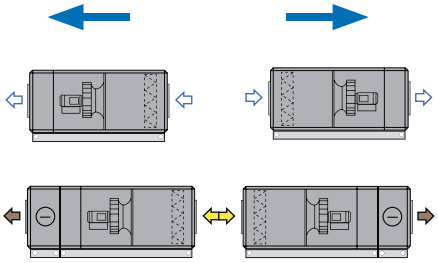

SD 004-012 (split), 014-120

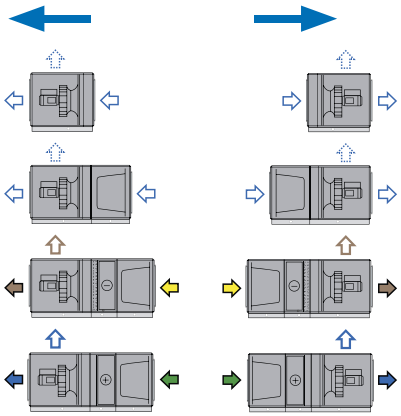

GLOBAL RX
GLOBAL RX Top



	Ecodesign		SFP 1,5 150 Pa		SFP 2,0 200 Pa		Connections		Dimensions			
Size	Air flow (m³/h)	Air flow (m³/s)	Air flow (m³/h)	Air flow (m³/s)	Air flow (m³/h)	Air flow (m³/s)	Duct connection (mm)	Power connection	L (mm)	W (mm)	H (mm)	Weight (kg)
RX 08	200 - 1600	0,06 - 0,4	1330	0,4	1600	0,4	Ø 315	1 x 230V/5.3A	1530	815	1315	330
RX 13	300 - 2800	0,08 - 0,8	2670	0,7	2800	0,8	918 x 583	1 x 230V/7.5A	1680	995	1465	390
RX 16	300 - 3200	0,08 - 0,9	3200	0,9	3200	0,9	1105 x 583	3 x 400V + N/6.3A	1680	1182	1465	430
RX 18	600 - 4500	0,2 - 1,3	4500	1,3	4500	1,3	1305 x 713	3 x 400V + N/6.7A	1880	1382	1725	610
RX 20	600 - 5400	0,2 - 1,5	5040	1,4	5400	1,5	1305 x 713	3 x 400V + N/6.5A	1880	1382	1725	610
RX 26	600 - 6900	0,2 - 1,9	6310	1,8	6900	1,9	1563 x 713	3 x 400V + N/6.7A	1880	1640	1725	680
RX Top 05	200 - 950	0,03 - 0,3	450 (Max 107 Pa)	0,1 (Max 107 Pa)	557 (Max 179 Pa)	0,2 (Max 179 Pa)	Ø 250	1 x 230V/5.3A	1530	815	1315	340
RX Top 08	200 - 1300	0,06 - 0,4	606 (Max 104 Pa)	0,2 (Max 104 Pa)	960	0,3	Ø 250	1 x 230V/5.3A	1530	815	1315	340
RX Top 13	200 - 2300	0,06 - 0,6	1300	0,4	2020	0,6	593 x 408	1 x 230V/7.7A	1680	995	1465	420
RX Top 16	300 - 3050	0,08 - 0,9	2880	0,8	3050	0,8	593 x 503	1 x 230V/7.7A	1680	1182	1465	470

GLOBAL PX LP



	Ecodesign		SFP 1,5 150 Pa		SFP 2,0 200 Pa		Connections			Dimensions			
Size	Air flow (m³/h)	Air flow (m³/s)	Air flow (m³/h)	Air flow (m³/s)	Air flow (m³/h)	Air flow (m³/s)	Duct connection (mm) Supply Exhaust	Duct connection (mm) Extract Outdoor	Power connection	L (mm)	W (mm)	H (mm)	Weight (kg)
PX LP 02	100-550	0,03 - 0,2	460	0,1	550	0,2	Ø 200	Ø 200	1 x 230V/3.1A	1380	890	350	100
PX LP 04	100-650	0,03 - 0,2	610	0,2	650	0,2	Ø 250	Ø 250	1 x 230V/3.1A	1380	1100	350	125
PX LP 06	200 - 100	0,06 - 0,3	516 (Max 144 Pa)	0,1 (Max 144 Pa)	850	0,2	Ø 315	Ø 315	1 x 230V/5.3A	2180	1050	435	180
PX LP 08	200-1400	0,06 -0,4	1050	0,3	1340	0,4	Ø 315	Ø 315	1 x 230V/5.3A	2180	1050	435	210
PX LP 10	250-1750	0,07 - 0,5	1420	0,4	1750	0,5	400 x 300	800 x 300	1 x 230V/4.9A	2180	1600	435	250
PX LP 11	300-2300	0,08 - 0,64	2300	0,64	2300	0,64	500 x 400	1000 x 400	1 x 230V/7.7A	2350	1940	510	350
PX LP 14	300-2850	0,08 - 0,8	2390	0,7	2550	0,8	500 x 400	1000 x 400	1 x 230V/7.7A	2350	1940	510	350
PX LP 18	400-3500	0,1 - 1,0	2820	0,8	3500	1,0	700 x 500	700 x 500	1 x 230V/12.7A	2900	1935	660	500

GLOBAL PX
GLOBAL PX Top

	Ecodesign		SFP 1,5 150 Pa		SFP 2,0 200 Pa		Connections		Dimensions			
Size	Air flow (m³/h)	Air flow (m³/s)	Air flow (m³/h)	Air flow (m³/s)	Air flow (m³/h)	Air flow (m³/s)	Duct connection (mm)	Power connection	L (mm)	W (mm)	H (mm)	Weight (kg)
PX 04	200 - 800	0,06 - 0,22	410	0,1	800	0,2	Ø 315	1 x 230V/5.3A	1680	610	1465	330
PX 05	200 - 1000	0,06 - 0,3	540	0,2	860	0,2	Ø 315	1 x 230V/5.3A	1680	610	1465	330
PX 06	200 - 1400	0,06 - 0,4	1200	0,3	1400	0,4	Ø 400	1 x 230V/5.3A	1680	815	1465	390
PX 08	200 - 1600	0,06 - 0,4	1200	0,3	1520	0,4	Ø 400	1 x 230V/5.3A	1680	815	1465	400
PX 12	400 -2300	0,1 - 0,6	2220	0,6	2300	0,6	1069 x 547	1 x 230V/7.7A	1680	1182	1465	450
PX 13	400 - 2650	0,11 - 0,7	2210	0,6	2650	0,7	1069 x 547	1 x 230V/7.7A	1680	1182	1465	450
PX 16	300 -3250	0,08 - 0,8	3070	0,9	3250	0,9	1105 x 583	1 x 230V/7.7A	1680	1640	1465	610
PX 18	400 - 4000	0,1 - 1,1	3340	0,9	4000	1,1	1938 x 583	1 x 230V/12.7A	1880	2015	1465	670
PX 20	600 - 4600	0,2 - 1,28	4000	1,1	4600	1,3	1563 x 713	1 x 230V/12.7A	2557	1640	1825	920
PX 24	600 - 5900	0,2 - 1,6	5410	1,5	5900	1,6	1938 x 713	3 x 400V + N/6.5A	2557	2015	1825	1110
PX 26	600 - 6800	0,2 - 1,9	6280	1,7	6800	1,9	2318 x 713	3 x 400V + N/6.5A	2557	2396	1825	1250
PX Top 05	200 - 950	0,06 - 0,3	421 (Max 146 Pa)	0,1 (Max 146 Pa)	710	0,2	Ø 250	1 x 230V/5.3A	1680	610	1625	340
PX Top 08	200 -1500	0,06 - 0,4	1020	0,3	1320	0,4	Ø 315	1 x 230V/5.3A	1680	815	1625	400
PX Top 10	300 - 1850	0,08 - 0,5	1320	0,4	1630	0,5	Ø 315	1 x 230V/7.7A	1960	815	1725	500
PX Top 12	300 - 2450	0,08 - 0,7	2000	0,6	2450	0,7	500 x 300	1 x 230V/7.7A	1960	995	1725	560
PX Top 14	300 - 2800	0,08 - 0,8	2580	0,7	2800	0,8	600 x 300	1 x 230V/7.7A	1960	1182	1725	620
PX Top 18	400 - 3600	0,1 - 1,00	2930	0,8	3600	1,0	800 x 300	1 x 230V/12.7A	1960	1382	1725	710

GLOBAL SD



	Max air flow		Connections		Dimensions			
Size	Air flow (m³/h)	Air flow (m³/s)	Duct connection (mm)	Power connection	L (mm)	W (mm)	H (mm)	Weight (kg)
SD U2	300 - 2900	0,08-0,8	Ø355	1 x 230V/4A	890	530	530	47
SD U3	500 - 3800	0,1-1,1	Ø400	1 x 230V/10A	890	630	630	59
SD U4	600 - 4400	0,2-1,2	Ø500	1 x 230V/10A	890	890	890	84
SD M4	600 - 4400	0,2-1,2	Ø500	1 x 230V/10A	890	890	630	71
SD M8	1200 - 8800	0,3-2,4	2 x Ø500	1 x 230V/20A	890	1430	630	113
SD P2	500 - 3600	0,1-1,0	2 x Ø 315	1 x 230V/10A	890	890	430	68

Outdoor air Supply air Extract air Exhaust air Right version Left version

GLOBAL RX

RX 08 - 26

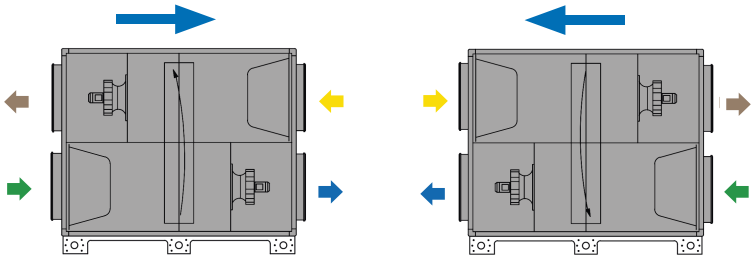

GLOBAL RX Top

RX Top 05 - 16

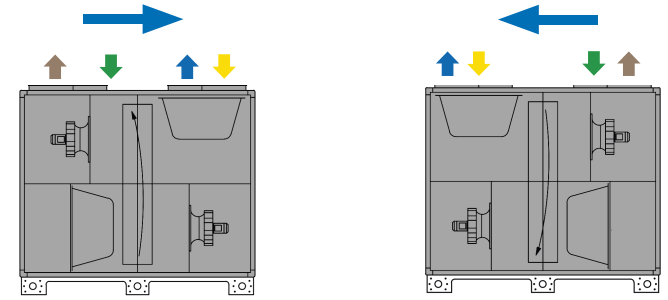

GLOBAL PX

PX 04 - 26

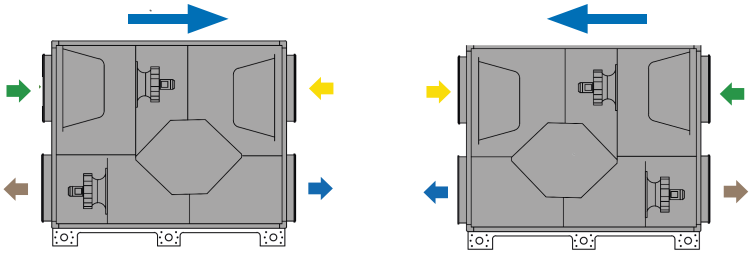

Outdoor air Supply air Extract air Exhaust air Right version Left version

GLOBAL PX Top

PX Top 05 - 18

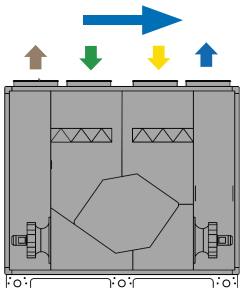

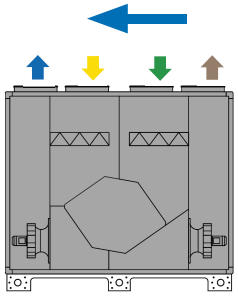

GLOBAL PX LP

PX LP 02 - 10, 14 - 18
(top view)

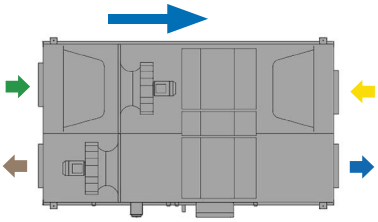

PX LP 02 - 18
(top view)

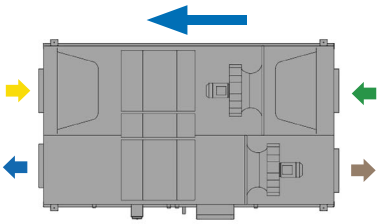

GLOBAL SD

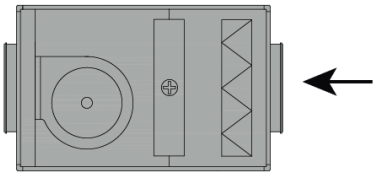

ESENSA PX Top



	Ecodesign		SFP 1,5 150 Pa		SFP 2,0 200 Pa		Connections		Dimensions			
Size	Air flow (m³/h)	Air flow (m³/s)	Air flow (m³/h)	Air flow (m³/s)	Air flow (m³/h)	Air flow (m³/s)	Duct connection (mm)	Power connection	L (mm)	W (mm)	H (mm)	Weight (kg)
PX Top 05	250 - 900	0,07 - 0,3	440	0,1	840	0,2	Ø315	1 x 230V/5.5A	1400	760	1500	245
PX Top 09	300 - 1660	0,08 - 0,5	1160	0,3	1560	0,4	Ø355	1 x 230V/5.1A	1640	885	1550	315
PX Top 12	300 - 2100	0,08 - 0,6	1370	0,4	1950	0,5	600 x 300	1 x 230V/7.7A	1640	1105	1550	340
PX Top 13	350 - 2680	0,1 - 0,7	1960	0,5	2570	0,7	800 x 300	1 x 230V/7.7A	1640	1330	1550	395

ESENSA RX Top

	Ecodesign		SFP 1,5 150 Pa		SFP 2,0 200 Pa		Connections		Dimensions			
Size	Air flow (m³/h)	Air flow (m³/s)	Air flow (m³/h)	Air flow (m³/s)	Air flow (m³/h)	Air flow (m³/s)	Duct connection (mm)	Power connection	L (mm)	W (mm)	H (mm)	Weight (kg)
RX Top 04	100 - 660	0,03 - 0,2	660	0,183	660	0,2	Ø250	1 x 230V/3.8A	1280	725	1290	190
RX Top 05	200 - 1200	0,06 - 0,3	840	0,233	1200	0,3	Ø315	1 x 230V/5.8A	1580	725	1290	225
RX Top 12	300 - 2200	0,08 - 0,6	1800	0,5	2200	0,6	500 x 300	1 x 230V/7.7A	1680	925	1490	320
RX Top 16	400 - 3250	0,1 - 0,9	2660	0,739	3350	0,9	700 x300	1 x 230V/7.7A	1680	1145	1590	368

ESENSA PX Flex



	Ecodesign		SFP 1,5 150 Pa		SFP 2,0 200 Pa		Connections		Dimensions (vertical)				Dimensions (horizontal)				
Size	Air flow (m³/h)	Air flow (m³/s)	Air flow (m³/h)	Air flow (m³/s)	Air flow (m³/h)	Air flow (m³/s)	Duct connection (mm)	Power connection	L (mm)	W (mm)	H (mm)	Weight (kg)	L (mm)	W1 (mm)	W2 (mm)	H (mm)	Weight[2] (kg)
PX FLEX 05 R[1]	200 - 1200	0,06 - 0,3	830	0,2	1090	0,3	Ø355	1 x 230V/4,9A	2000	495	1250	215	2000	495	150	1250	215
PX FLEX 10 R[1]	300 - 1970	0,08 - 0,5	1460	0,4	1840	0,5	Ø500	1 x 230V/6,9A	2150	635	1450	290	2150	635	150	1450	290
PX FLEX 13 R[1]	400 - 2770	0,1 - 0,8	1970	0,5	2570	0,7	Ø500	3 x 400V/4A	2150	635	1870	360	2150	635	150	1870	360
PX FLEX 20 R[1]	800 - 4630	0,2 - 1,3	3870	1,1	4630	1,3	500x700	3 x 400V/6A	2800	960	2105	680	2800	960	150	2005	700

[1] Data refers to Right version. Also Left version available with minor differences in performace.
[2] Feet included

Outdoor air Supply air Extract air Exhaust air Right version Left version

ESENSA PX Top

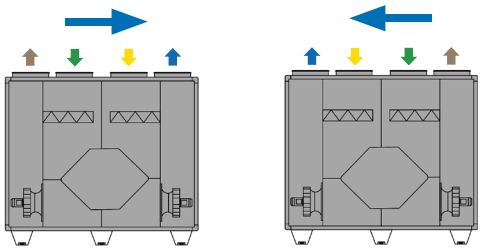

ESENSA RX Top

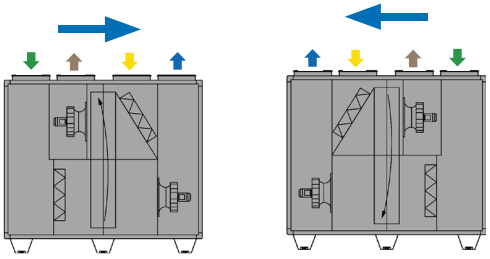

ESENSA PX Flex

Position horizontal

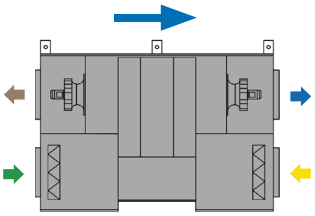

Position horizontal

Top view

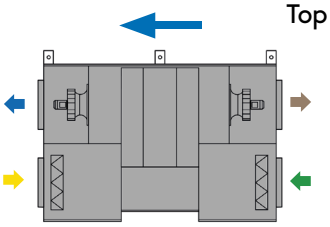

Position vertical

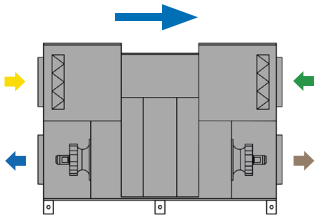

Position vertical

Front view

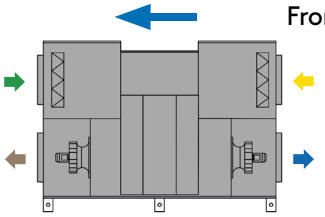

MURAL

	Ecodesign		Connections		Dimensions			
Size	Air flow (m³/h)	Air flow (m³/s)	Duct connection (mm)	Power connection	W (mm)	L (mm)	H (mm)	Weight (kg)
450 FW	50 - 450	0,01 - 0,1	Ø 200	1 x 230V/2.9A	712	500	500	70
450 FW Top	50 - 450	0,01 - 0,1	Ø 200	1 x 230V/2.9A	784	500	675	78
600 FW	100 - 600	0,03 - 0,2	Ø 250	1 x 230V/3.1A	860	500	860	109
800 FW	100 - 800	0,03 - 0,2	Ø 315	1 x 230V/5.3A	860	500	960	126
1000 FW	100 - 1000	0,03 - 0,3	Ø 355	1 x 230V/5.8A	1000	860	860	177

COMPACT Air

	Ecodesign		Max./ SFPv /Pa		Connections		Dimensions			
Size	Air flow (m³/h)	Air flow (m³/s)	m³/h	m³/s	Duct connection (mm)	Power connection	W (mm)	L (mm)	H (mm)	Weight (kg)
Air 02	290 - 900	0,08 - 0,25	900/1.0/20	0,25/1.0/20	Ø 250	1 x 230V, 10A	792	1102	2114	338
Air 03	290 - 1440	0,08 - 0,4	1440/1.7/20	0,40/1.7/20	Ø 250	1 x 230V, 10A	792	1102	2114	338

SERENITY PX

	Ecodesign		Connections		Dimensions			
Size	Air flow (m³/h)	Air flow (m³/s)	Duct connection (mm)	Power connection	L (mm)	W (mm)	H (mm)	Weight (kg)
PX 10	200 - 1200	0,055 - 0,33	315	1 x 230V/5.3A	2230	1285	545	300

Outdoor air Supply air Extract air Exhaust air Right version Left version

MURAL

450-1200 FW

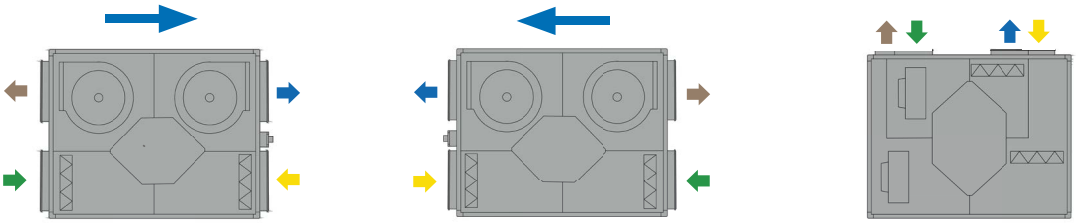

COMPACT Air

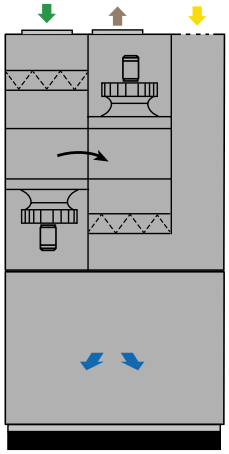

SERENITY PX

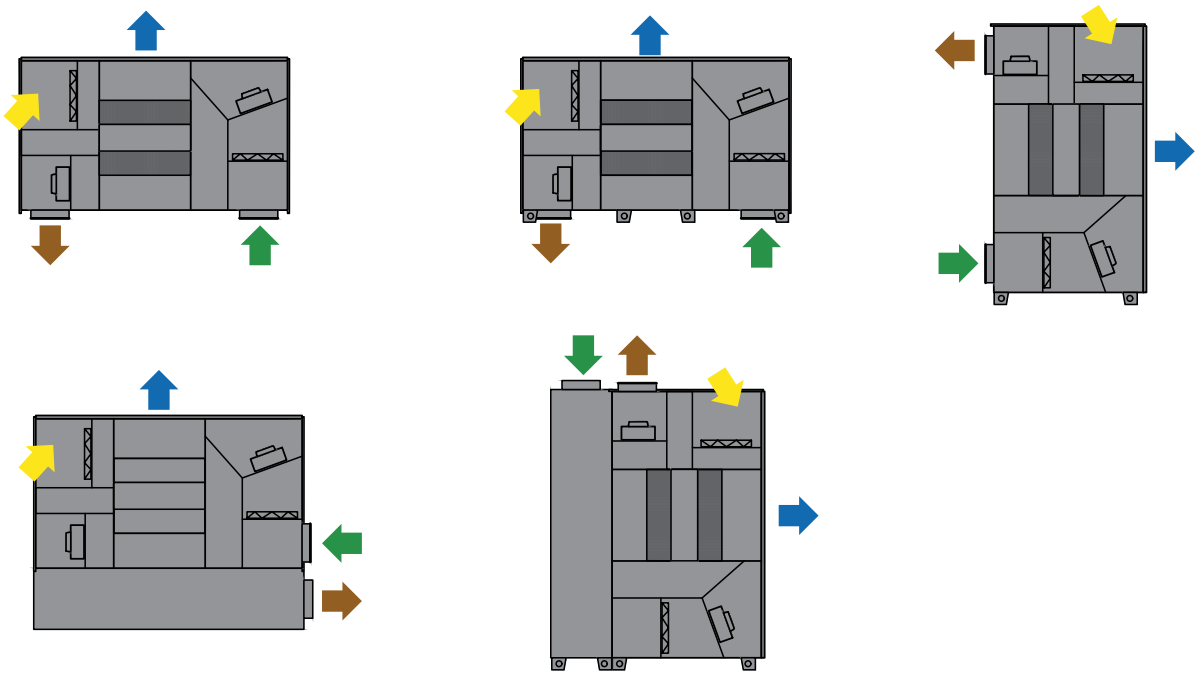

CASA W

	Ecodesign			Connections		Dimensions			
Size	Air flow (m³/h)	Air flow (m³/s)	Sound power level	Duct connection (mm)	Power connection	L (mm)	W (mm)	H (mm)	Weight (kg)
W3 xs	36 - 288	0,01 - 0,08	39 dB	Ø 125 mm	230 V/10 A	599	597	446	45
W4 xs	36 - 349	0,01 - 0,1	41 dB	Ø 160 mm	230 V/10 A	599	597	446	45
W5	108 - 468	0,03 - 0,1	41 dB	Ø 160 mm	230 V/10 A	630	597	951	85
W9	180 - 857	0,05 - 0,2	49 dB	Ø 160 mm	230 V/16 A	594	1000	1312	155

CASA R

	Ecodesign			Connections		Dimensions			
Size	Air flow (m³/h)	Air flow (m³/s)	Sound power level	Duct connection (mm)	Power connection	L (mm)	W (mm)	H (mm)	Weight (kg)
R2	65 - 216	0,02 - 0,06	39	Ø 125 mm	230 V/10 A	315	598	700	45
R3	90 - 295	0,03 - 0,08	39	Ø 125 mm	230 V/10 A	361	599	700	50
R4-C	72 - 331	0,02 - 0,09	39	Ø 160 mm	230 V/10 A	700	1050	296	70
R5	126 - 421	0,04 - 0,1	37	Ø 160 mm	230 V/10 A	600	598	597	78
R5-H	108 - 439	0,03 - 0,1	38	Ø 160 mm	230 V/10 A	479	702	614	55
R7	216 - 677	0,06 - 0,2	46	Ø 200 mm	230 V/10 A	571	855	1104	80
R7-H	216 - 749	0,06 - 0,2	43	Ø 200 mm	230 V/10 A	571	930	715	80
R9	270 - 871	0,08 - 0,2	43	Ø 250 mm	230 V/10 A	788	1080	1372	168
R9-H	270 - 997	0,08 - 0,3	41	Ø 315 mm	230 V/10 A	790	1100	1040	155
R15	360 - 1710	0,1 - 0,5	NRVU*	Ø 250 mm	230 V/10 A	788	1080	1372	173
R15-H	360 - 1980	0,1 - 0,6	NRVU*	Ø 315 mm	230 V/10 A	790	1100	1040	160

* Defined as non-residential ventilation unit according to Ecodesign Lot 6

Outdoor air | Supply air | Extract air | Exhaust air | Right version | Left version

CASA W3 xs

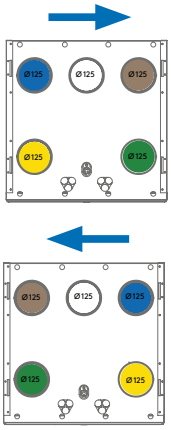

CASA W4 xs

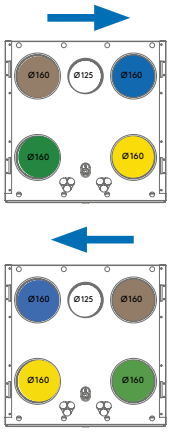

CASA W5

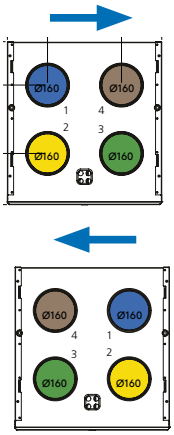

CASA W9

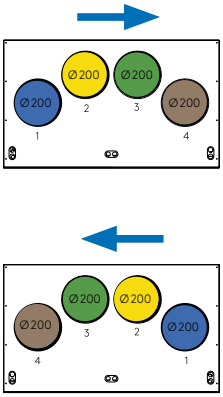

CASA R2

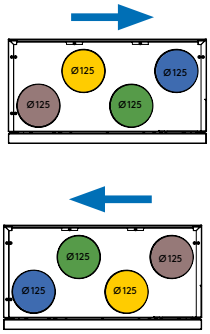

CASA R3

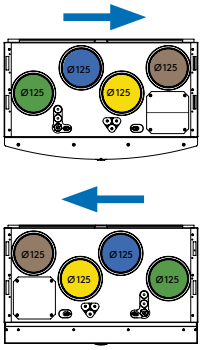

CASA R4-C

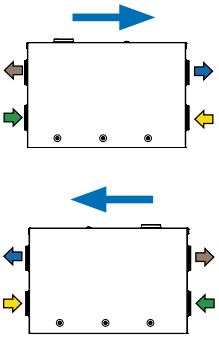

CASA R5

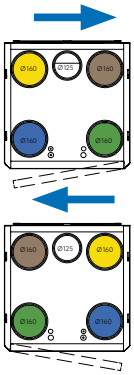

CASA R5-H

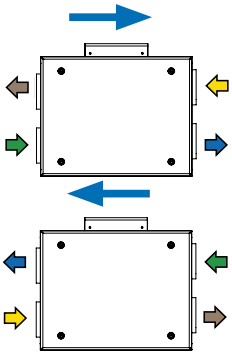

CASA R7

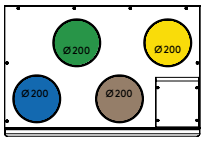

CASA R7-H

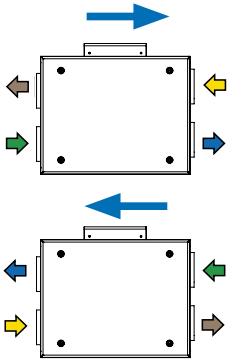

CASA R9

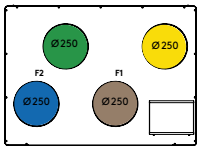

CASA R9-H

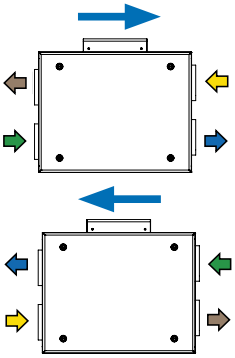

CASA R15

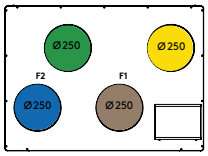

CASA R15-H

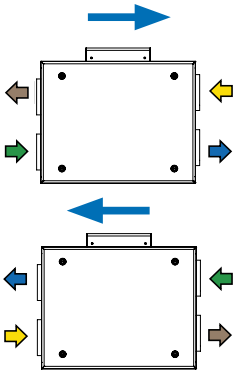

The charts and tables in this documentation are intended as a general overview
Exact sizing can be carried out in AHU Design and ProCASA selection software.

2026-06-03

Feel good **inside**

Swegon